

2014-15 Capital Programme

TABLE OF CONTENTS

Section Detail	Page Number
Executive Summary	1
Capital Programme Summary	9
Key Elements of the Capital Programme	11
Sources of Programme Funding	18
Recommendations	21
Appendix 1 – Summary of Capital Programme	22
Appendix 2 – Breakdown of Capital Programme Funding	23
Appendix 3 – Monitoring Report for the 8 months ended 30 November 2012	24
Appendix 4 – Corporate Resource Pool (CRP)	33
Appendix 5 – Housing Investment Programme	41
Appendix 6 – Local Transport Plan (LTP)	61
Appendix 7 - Property & Facilities Management (Resources) Capital Programme	78
Appendix 8 –List of All Projects in Capital Programme by Portfolio	87
Appendix 9 – List of All Projects in Capital Programme by Strategic Outcome	109
Appendix 10 – Glossary of terms	129

2014/15 Capital Programme

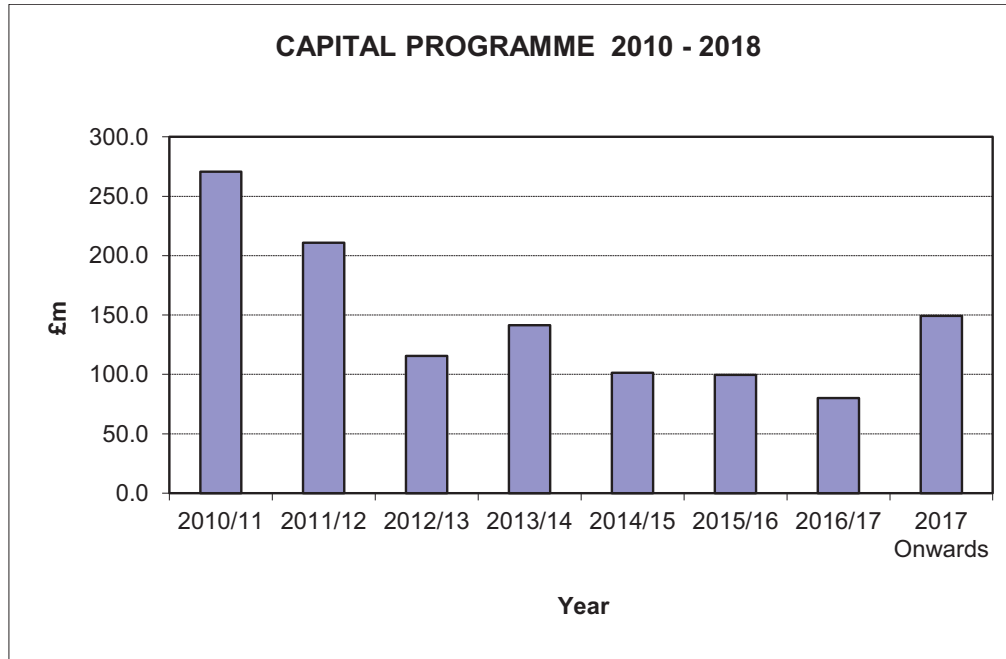
CAPITAL PROGRAMME EXECUTIVE SUMMARY

1. Capital spending pays for buildings, roads and council housing and for major repairs to them. It does not pay for the day-to-day running costs of council services.
2. The Council's Corporate Capital Strategy is shaped by a number of central Government policies:
 - the self-financing regime for the Housing Revenue Account (HRA) has provided for a relatively well funded programme of investment in existing and even new Council housing stock
 - the Streets Ahead programme is providing massive investment in the City's roads and street lighting over the next few years, funded via the Private Finance Initiative (PFI), which is outside the capital programme
 - the Government austerity programme, which has had a major impact on the rest of the non-housing programme, which has not only led to less capital funding but is also reducing revenue budget funding reducing the scope for contributions to the capital budget;
 - the education policy mandating that all new schools should be academies which transfers maintenance responsibilities away from the Council's Local Education Authority (LEA) role and will subsequently reduce central grant funding which is formula driven based on pupil numbers;
 - the shift towards capital funding to economic regeneration projects which generate a financial return to repay the initial investment and create a revolving fund;
 - the devolvement of capital funding to City Region authorities and the involvement of the Local Enterprise Partnerships (LEP) in capital allocation decisions.

As a result of the above, the Housing investment programme therefore now accounts for almost three-quarters of the Capital Programme.

3. The impact of these policies will result in the Capital Programme principally supporting the Great Place to Live (GP2L) and Competitive City strategic outcome objectives. This is discussed further in paragraphs 70 – 80.
4. In GP2L, the delivery of the Council's Affordable Housing policy will be increasingly through council housing investment, and, for private sector affordable housing, local housing associations or the Sheffield Housing Company initiative where the Council is working in partnership with a private sector developer to increase the number of affordable homes and regenerate housing estates.
5. In the Competitive City outcome, the focus will be on creating the necessary infrastructure to support economic regeneration.

6. The declining central government support will place increased reliance on the Council's Asset Enhancement programme to generate capital receipts to use on its own priorities.
7. The graph below illustrates the change in activity in the Capital Programme from 2010/11 to 2017.



Capital Investment Plans

8. So, looking forward, the current Approved Capital Programme from 2014-15 is projected at £430m.
9. 2012/13 saw the introduction of the Streets Ahead Programme (a Highways Private Finance Initiative (PFI)). The programme will result in less spend in the capital programme as the authority will lose the LTP Maintenance Grant of approximately £6m per year, but the PFI funding of £1.2bn should deliver substantial improvements to the Highways network through capital investment over a 30 year period concentrated in the first five years of the Core Investment Period of the project.
10. The Housing Revenue Account HRA Self Financing project delivers to local authorities greater autonomy in the management of their housing stock and writes off substantial amounts of accumulated debt. This will allow the authority to plan contributions to the capital programme from the Housing Revenue Account with greater certainty over a longer term period, and the Authority has developed a 30 year business plan which will inject into the Housing Programme £44m in 2014-15 and on average £75m per year thereafter for the next four years.

11. School building works will be financed mainly by Department for Education formula calculated central grants supplemented by occasional specific grants to deal with building condition or population growth.
12. The proposed programme illustrated by the graph in paragraph 7 above does not include a number of major projects worth potentially £100m+ which are currently the subject of funding bids or approvals as detailed below.
13. **Bus Rapid Transit (BRT) Scheme North (£32m+)**: funded by a combination of Department for Transport and European Regional Development Fund (ERDF) this scheme will build a priority traffic scheme for buses between Sheffield and Rotherham which will increase job opportunities for people in the Don Valley and support the regeneration of the Lower Don Valley in Sheffield. This has recently been approved and detailed project plans are being formulated and once complete will be added to the programme.
14. **Don Valley Flood Defence Scheme (£11 m)**: Cabinet has already approved a £7.3m scheme to provide enhanced flood defences over a five mile stretch of the River Don between the city centre and Meadowhall which would protect homes and businesses against a 100 year flood event. The Environment Agency has invited the Council to apply for a further £11m of funding to “future proof” the scheme against further anticipated rate of climate change by maintaining the 1 in 100 years protection until 2039. The scheme is financed by a combination of Environment Agency grants and a Business Improvement District (BID) levy which was supported by 85% of Non-Domestic ratepayers in the riverside area. This project also supports the regeneration of the Lower Don Valley.
15. **City Centre Development**: it is a Council priority to regenerate the city centre. The Council is reviewing different partnership options for taking this project forward. This may involve the Council undertaking infrastructure works to prime the development.
16. **Central Library**: the objective will be to provide a refurbished and improved central library and gallery facility to meet modern requirements, while maintaining the heritage value of the existing building. The project has been the subject of feasibility work funded from existing property revenue budgets during 2013-14. Approvals will be sought once a funded proposal has been developed.

Pressures on the Capital Programme

17. This summary details the pressures on the Capital Programme and the consequences for its funding.

Schools

School Places

18. The Council has a significant duty to provide sufficient and suitable school places. The rising birth rate means that the primary population (which eventually becomes the secondary group from 2015/16) has risen significantly and two new schools are required from September 2014. This need will continue for the foreseeable future as the responsibility remains with the Council and does not transfer to academies.
19. The proposals in this report are based on the current education funding arrangements and do not include any attempt to forecast the impact of additional schools converting to academy status. This development is expected to reduce the level of funding from today but the demands on the Authority's capital funds will reduce too as the commensurate responsibility for the upkeep of the school infrastructure transfers to the Academies. However the demands relating to the condition of the primary estate are still significant. For the whole school estate, the backlog maintenance bill has been estimated at £125m.

Building Schools for the Future Affordability Gap

20. The 13-14 Capital Budget report estimated the gap at £9m plus the risk on the VAT recovery on some expenditure. Work done since then has identified potential savings of £5m by providing the required additional school secondary places through new schools in the Lower Don Valley.
21. Other management actions and careful control of risks have closed the gap. The debate with HM Revenue and Customs over the treatment of VAT on expenditure has been concluded with the Council making a payment to settle the assessed liability.

Homes

22. The Housing Programme has suffered twin pressures caused by reductions in nationally funded programmes and reducing capital receipts as a result of the economic climate and changes to the Right To Buy legislation. The introduction of the Self-Funded Business Model has created greater freedom for the Council to invest in its housing stock through contributions from the Housing Revenue account.

23. Having conducted an assessment of the housing market, the Council estimates that at least 725 affordable homes are required each year. The Council aims to deliver these through a combination of initiatives including building homes itself using the Sheffield Housing Company, releasing land to Housing Associations, bringing long term empty properties back into use as well as private sector developments.

Roads

24. The Streets Ahead programme is well underway renewing the fabric of the City's highway infrastructure. The new contract creates greater budgetary discipline than before in that the future maintenance costs of changes to the network have to be identified at the point of construction. This is done by calculating the future costs as a "commuted sum" which is usually funded out of the existing revenue budget. As the austerity programme reduces local authority budgets, there may come a point where new works are unable to progress because the Council cannot meet the future maintenance obligations.
25. The final position on the Inner Relief Road (IRR) scheme has still not been determined as land sales opportunities remain depressed by the state of the market. Balancing this project relies on realising the sales to match any shortfall otherwise funding will have to be taken from the Corporate Resource Pool (CRP).

Maintaining the Existing Fabric of the Property Estate

26. The Council has traditionally allocated several million pounds each year to fund building renovations and machinery replacement. Cabinet has approved a £4.4m programme to maintain the rolling programme and deliver savings to the Revenue Budget by engaging in capital spend to address the fundamental problems rather than "patch and mend". However, the size and age of the estate produces a significant demand on the Council's funds.
27. In order to mitigate this pressure, the Capital & Major Projects service is currently reviewing the estate to identify underutilised or high cost buildings where the facility can be provided from existing or new premises. This project, the Community Investment Plan, will run in conjunction with the Accommodation Efficiency Strategy which will reduce the Council's office space needs enabling it to leave rented property.
28. The Community Investment Plan (CIP) and Asset Enhancement programmes are underway and receipts should arise in the next two years. The first call on the receipts is to repay the investment in these initiatives. The CIP will progress on cash neutral basis with minimal funding whereby future schemes will be financed from capital receipts or revenue savings from completed projects.

29. There is also a substantial programme of remedial works in schools. A small proportion of this can be met by specific grants from the Department for Education (DfE) but the majority of works will require either significantly more grant from the DfE and/or alternative financing.

Developing the Local Economy and Infrastructure

30. Despite the downturn in the property market, the Council will be presented with opportunities to acquire strategic land sites which will help the city recover as the economic upturn gathers pace or provide sites for housing development. Investing in the city's people is also a key priority. In 2012-13 the Council acquired land to facilitate the construction of the University Technology College in the city centre and is supporting a second venture on the site of the former Don Valley Stadium. In 2013-14 the Council completed the building of the new Moor Indoor Market as part of joint private-public sector initiative to regenerate the Moor. 32m will be invested in building workshops to assist new small businesses to develop and provide employment.
31. The Capital programme funding strategy needs to be flexible enough to respond to such opportunities.

The Consequences for funding the Capital Programme

32. The impact of the national expenditure reductions, the uncertainties of the weakened property market and the need to manage the risks and contain the pressures within the non-housing programme combine such that the authority becomes increasingly reliant on capital receipts. Looking beyond this source, there are opportunities within the capital programme and new funding streams which have been combined to create funding pools such as the Local Growth Fund. Other initiatives such as the Tax Increment Financing Scheme (TIF) are now in operation and the Community Infrastructure Levy (CIL) should come into force in January 2015.

The Capital Resource Pool (CRP)

33. Historically the Capital Resource Pool (CRP) has been used to fund investment needs not met by Government funding, which is principally targeted at housing, schools and roads. The CRP is therefore used to improve the authority's building estate and deal with backlog maintenance demands and deal with unplanned failures of structures or other property losses caused by natural disasters such as the floods in 2007. The authority needs to retain a prudent level of reserve to cover such risks.
34. CRP is also a key resource for funding those projects which are not supported by specific central government grants for homes, schools or roads. It can also be used to demolish empty properties to redevelop land for sale. This can bring benefits to the Revenue Budget by reducing the costs of safeguarding vacant property as well as replenishing the CRP.

35. The success of the Asset Enhancement programme is key to replenishing this reservoir of funding.
36. Appendix 4 discusses the position on the CRP in some detail but the key point to note is that this report, as for the past two years, recommends that no schemes funded from this source be approved beyond one year (2014 -15) because of the uncertainty around future capital receipts.

Local Growth Fund

37. This fund which has been created out of two government incentive payments for building new homes (the New Homes Bonus) and reducing the number of long term empty properties. It is available for projects which improve the local housing or neighbourhood environment. Approval of such projects is given by local elected members following recommendations from Council officers.
38. The fund is being used to provide infrastructure or clear derelict buildings to kick start developments at sites which have been unattractive to developers. Often this improves the neighbourhood through removing opportunities for anti-social behaviour as well providing new homes.

Tax Increment Financing (TIF)

39. This initiative was announced in September 2010. The principle is to allow the authority to borrow funds to undertake capital improvements in an area. The money would be repaid from increased tax revenues (i.e. business rates) in the area as land values rise as a result of the capital investment. This scheme has been used successfully in the United States over the last fifty years, often for major transport, infrastructure or regeneration projects.
40. A scheme to develop infrastructure required for the New Development District (also known as the New Retail Quarter) has been approved by H.M. Treasury. The borrowing will be repaid out of the anticipated additional rates revenue generated by the redevelopment of the city centre. The Council had previously been developing the NDD using a preferred developer but has agreed, by mutual consent, to dissolve the partnership. The Council is currently reviewing options for taking forward this important scheme.

Community Infrastructure Levy

41. This will supplement the current Section106 (Town & Country Planning Act 1990) arrangements which fund many of the local neighbourhood facility improvements especially in Parks & Countryside as well as City Development Division. CIL

allows local authorities in England and Wales to raise funds from developers undertaking new building projects in their area. The money can be used to fund a wide range of infrastructure that is needed as a result of development. This includes new or safer road schemes, flood defences, schools, hospitals and other health and social care facilities, park improvements, green spaces and leisure centres.

42. The Council intends to use CIL to develop strategic infrastructure projects such as roads and schools e.g. £2.2m will be used in the development of the BRT link.
43. The Council has developed its rating tariff and intends to introduce the scheme from April 2015.

THE CAPITAL PROGRAMME 2014 – 18

44. The capital programme over the 5 years 2014-18 shows a broadly balanced position with proposed expenditure totalling £572m as per Appendix 1.
45. Wherever possible, attempts are made to match the timing of the receipt of resources and the incurrence of expenditure to protect the Council's cash flow position. Where the levels of expenditure are significant, then individual management arrangements are put in place to mitigate the impact as far as possible. These are overseen by the Director of Finance, in conjunction with the respective Head of Service.
46. The funding of the programme comes from a diverse range of resources, such as Government grants, other grants and contributions, capital receipts, prudential borrowing and revenue contributions to capital. The majority falls within either Government / other grants or contributions from the revenue account to the capital programme, which together represent £441.1m (78 %) of the overall programme value.
47. The 2013-14 programme was set on the 8th March 2012 and at the time totalled £162m. This has been revised as additional resources have been secured, and to reflect the impact of newly approved schemes, together with the net effect of the 2011/12 Outturn slippage and actions taken below, resulting in a revised current approved programme of £141.4m as per appendix 1.

Slippage within the Capital Programme

48. For the last five years there has always been an underspend against the approved capital programme. Subject to Cabinet approval, funds are rolled forward into the next year in order to complete projects. Slippage reflects delays in physical progress of a project and in most cases the work is delivered in the next financial year. The risk of slippage is present in all capital programmes and has been experienced in previous years.
49. However, the current reporting system has provided greater transparency and identified instances where money appears to be repeatedly carried forward from earlier years. This allows members to test if the funding is really needed and could be reallocated to other priorities. It also shows the delivery performance on the capital programme.
50. Considerable work has been undertaken in 2013-14 to identify the cause of slippage and improve capital delivery. This work has compared Sheffield's approach to that of other organisations with significant capital programmes. This has concluded that project management needs to be strengthened and that

delivery plans need independent scrutiny. The main improvement areas are being addressed as part of the recovery plan:

- The need for an independent review and challenge of project timelines which tend to be optimistic and do not allow sufficient time for key procedures such as approval, procurement and consultation with no contingency if things go wrong;
- Submitting investment bids before the whole project has been scoped in order to obtain capital funding; and
- Weak project governance with inadequate supervision of project managers by project and programme boards. In some cases the supervising group is managing the project.

51. The value of slippage approved to date totals £30.2m. A breakdown of this by portfolio is listed in the table below.

Portfolio	Slippage (£m)	Accelerated Spend (£m)	Net Slippage (£m)	2012/13 Comparable Figure [1]
Housing	24.2	0.0	24.2	18.8
Other Place	1.9	0.0	1.9	0.2
Resources	1.9	0.0	1.9	14.5
Highways	1.3	0.0	1.3	0.0
Communities	0.8	0.0	0.8	0.9
CYPF	0.0	0.0	0.0	9.6
TOTAL	30.2	0.0	30.2	44.0

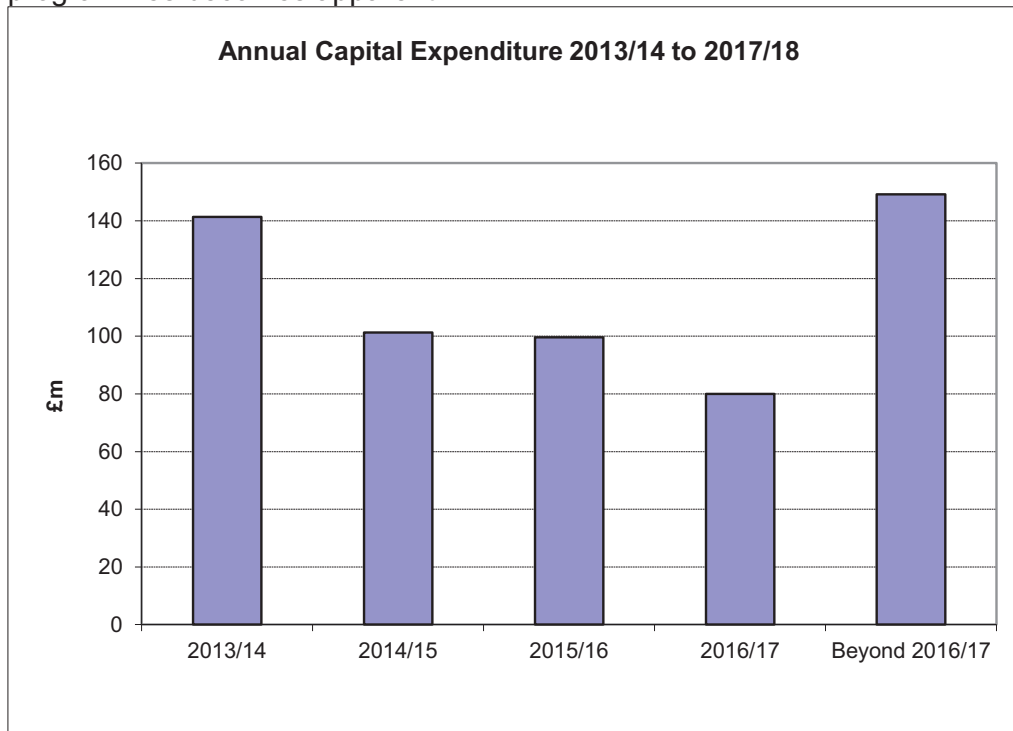
[1] Represents the level of slippage approved at the equivalent period last year.

KEY ELEMENTS of the CAPITAL PROGRAMME

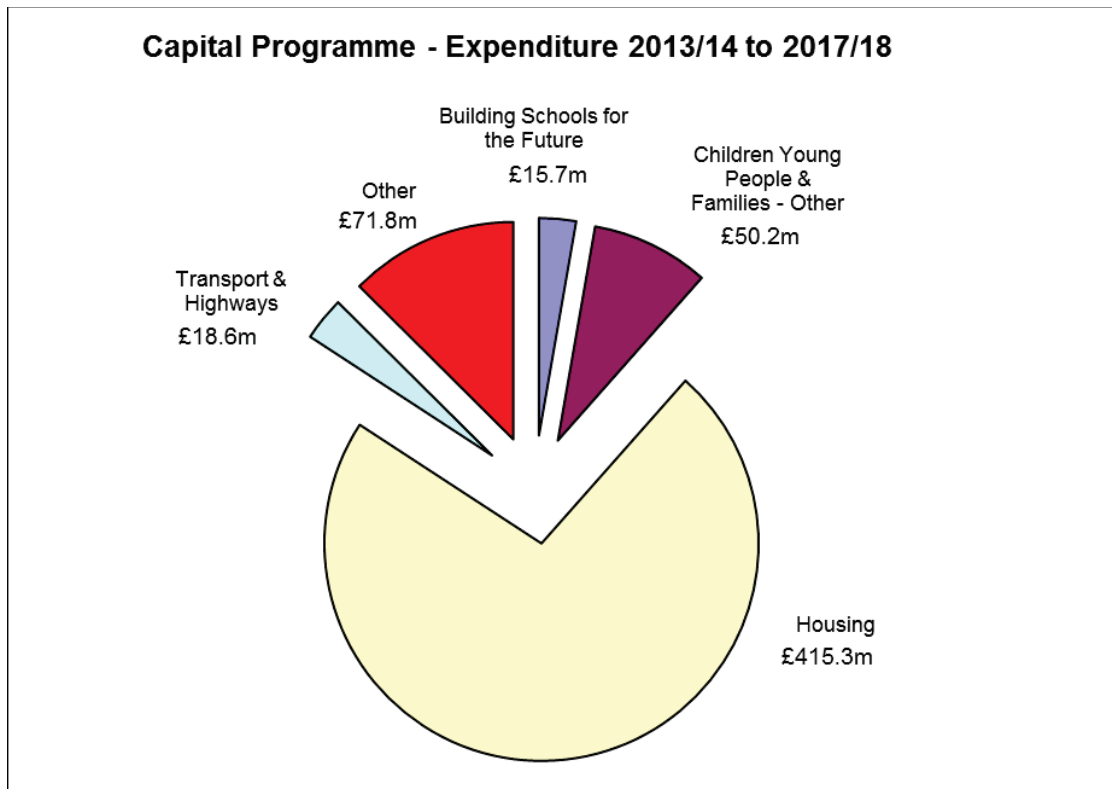
52. The overall Capital programme position for the 5 years from 2013/14 to 2017/18, amounts to £572m. Although the programme is made up of numerous capital projects the majority of its value falls within the Housing programme, which represents around £415.3m (73%) of the total programme.

2014/15 Approved Programme	
Annual Profile	
	£m
2013/14	141.4
2014/15	101.3
2015/16	99.6
2016/17	80.0
Beyond 2016/17	149.2
	571.6

53. When represented graphically the impact of the end of the Decent Homes and BSF programmes becomes apparent:



54. As the BSF programme comes to an end, the Housing programme becomes the single largest element (73%) of the Capital Programme.



CAPITAL PROGRAMME		
2013/14 to 2017/18		
	£m	%
Building Schools for the Future	15.7	3%
Children Young People & Families - Other	50.2	9%
Housing	415.3	73%
Transport & Highways	18.6	3%
Other	71.8	13%
Overall Total	571.6	100%

Comments on the main elements are shown below. Further detail can be found in Appendices 4 to 7.

Building Schools for the Future

55. There are four secondary schools remaining in the programme for completion at a cost of £12.5m in 13/14. This is at the end of a £407m building programme which has totally transformed the educational environment for our children and young people and has created some potent symbols of regeneration for Sheffield's communities.

School Places and Capital Maintenance Programme for Schools

56. The creation of up to 1,000 school places during 13/14 is a priority for the council. Two new schools in the Burngreave/ Fir Vale and Southey Green/Longley areas will produce 840 new places in two areas with increasing pupil numbers. The Council will design and procure the new schools, which will be academies under government rules. An external sponsor will then maintain them.
57. Capital investment in maintaining the primary estate (including primary schools) utilises the approximately £6m annual grant from the DfE together with the Devolved Formula grant from the schools themselves (£1.3m annually). Good prioritisation utilising our asset management plans means that the Council can target resources at the most needy schools throughout the city. This includes the ability to combine programmes at schools where it produces better value for money. The critical programmes to follow are, heating and electrical, fire risk assessment measures, structural, roofs, windows and mobile replacements. Stradbroke Primary is a good example where we have combined programmes, with window replacement being combined with heating and electrical refurbishment.

Housing Programme

The programme is aligned to the three main themes in the Council's Housing Strategy. The programme is summarised below and described in detail in Appendix 5.

58. **Increasing the Supply of New Homes in the City (£19.7m)** through supporting the Sheffield Housing Company and other registered homes providers to build new properties. Local Growth Fund money will be used to clear undeveloped sites to prime construction work. For the first time in many years the Council will build its own houses.
59. **Making the best use of the City's existing housing stock (£255.7m)** by continuing to renovate and refurbish the Council's housing stock. The Decent Homes Programme will complete in 2013-14 (£27m) having invested over £700m into improving homes. Going forward, £198.8m of funding has been identified within the Housing Revenue Account to maintain the standards reached today. On top of this over £42m will be invested in heating and insulation schemes improving the energy efficiency of homes reducing fuel costs and meeting the Council's environmental objectives.

60. **Helping Younger, Older and Vulnerable people live independently (£21.4m)** through the provision of grants to help adapt private sector houses to their needs as well as adapting the Council's own stock.

Other Projects and Programmes

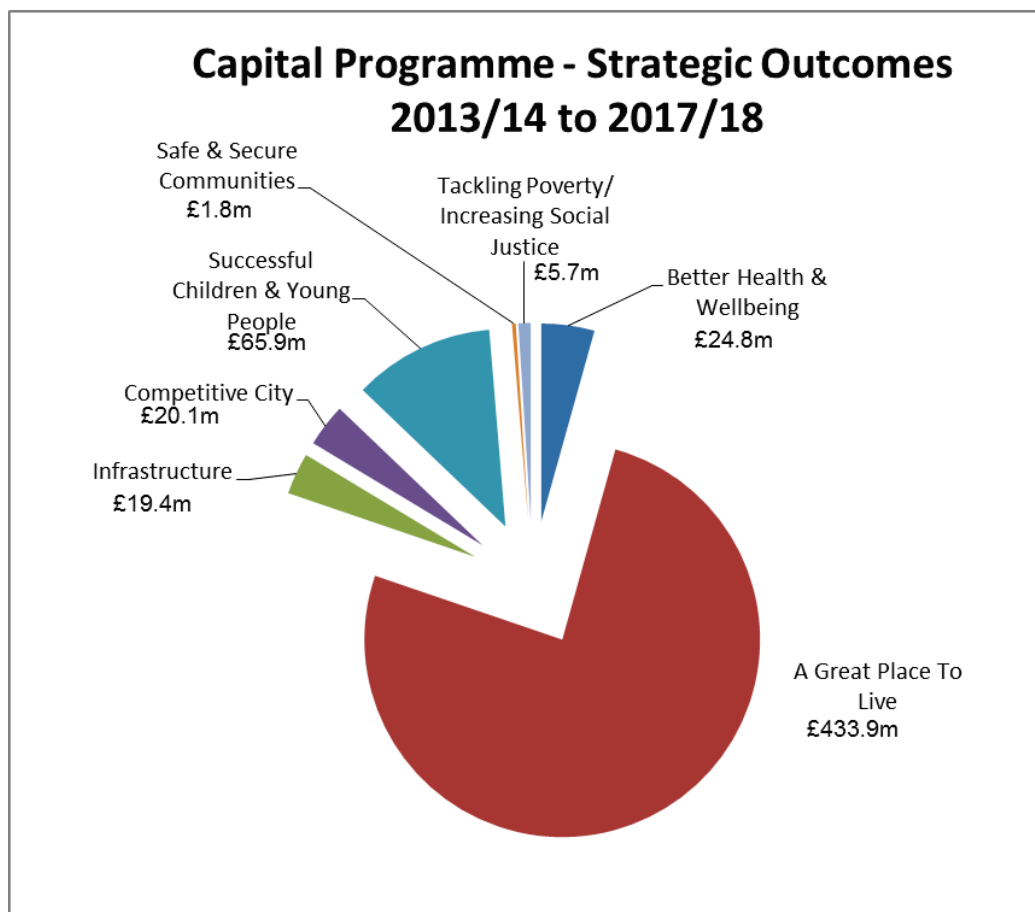
61. £22.2m of **City Regeneration projects** including the purchase of properties for the New Development District (£5m+), public realm improvements on the Moor (£0.5m) and Arundel Street plus the completion of **the new Sheffield Indoor Market** (£12.2m) which will help to regenerate the Moor shopping area.
62. Over £9m has been included in the programme to implement the **Council's leisure facilities strategy**. This will deliver new centres in the North and South of the city complementing those at Ponds Forge in the city centre. The plans include £7m to build a new centre in the north of the city of which £2.5m will come from the Council and the remainder from external funders. A £1m contribution towards a £15m development by Sheffield International Ventures replacing the existing facilities at Graves to serve the south of the city. The new sports centres will also include medical evaluation facilities to test the impact of exercise on health. A further £1m will have been spent refurbishing the facilities at Woodbourn Road (£0.35m) to replace the Don Valley Stadium and demolishing the stadium and preparing the site for redevelopment (£0.6m).
63. The cultural offer in the city will also be enhanced by a £0.5m contribution to refurbish the Lyceum theatre, and £0.1m to provide a Women of Steel monument to recognise the contribution made by Sheffield's womenfolk to the development of the city. The latter project is mainly funded by donations to the South Yorkshire Community Foundation.
64. £8.6m investment in **Office Accommodation** to implement modern IT systems and working practices which will reduce the overall floor space requirement and generate Revenue Budget savings. A further £4.8m is to be spent to make the long term estate fit for purpose and compliant with the latest Health & Safety and accessibility legislation. The rolling repairs and refurbishment budget for the estate is another £2.3m.
65. £7.5m is included for the feasibility, design and construction of **flood defences** to protect the Lower Don Valley which should raise business confidence and assist the regeneration of the area.
66. **Asset Enhancement Programme**. £3.2m will be invested in surplus council land to prepare it for development increasing its attractiveness so that it can be sold to

generate a future stream of capital receipts to fund the Capital Programme. This programme will also assist other Council priorities such as developing new homes.

67. £2.8m investment in **Parks projects** including £750k to convert some areas of parks to natural meadow or woodland reducing revenue budget maintenance costs, and, £0.8m on building two cycle paths to link Norfolk Park with Park Square.
68. £2.6m programme in the **Communities** portfolio implementing a new customer service strategy and investing in accommodation for community services and resource centres.
69. £2m will be invested in building workshops to assist new small businesses to develop and provide employment.

Strategic Outcomes

70. Over the past two years the Council has adopted an alternative Revenue Budget compilation strategy considering the total investment across all service delivery portfolios in a particular area of performance (called a strategic outcome) which is linked to the medium-term plan priorities. As stated in the Executive Summary, the current disposition of central government and external funding opportunities result in the Capital programme principally supports the Great place to Live and Competitive City outcomes.
71. The graph below shows the allocation of investment by Strategic Outcome. Individual projects are listed under each strategic outcome at Appendix 9.



72. **Successful Young People** primarily reflects the investment in schools to give children the opportunity of a good start in life. The BSF and Primary School Programmes are the main components of this outcome.
73. **Great Place to Live** includes not just the Housing Programme but also investment in sports and leisure facilities, parks, fit for purpose transport systems and road safety measures. These works are predominantly undertaken by the Place Portfolio and explained in greater detail in Appendices 5 and 6.
74. **Competitive City** – Schemes contributing to this outcome include the City centre regeneration schemes (New Indoor Market, public realm improvements, New Development District) plus some energy efficiency schemes such as the insulation of homes which contributes to the Council’s environmental objectives.
75. **Health and Well Being** outcome will see investment in information systems and ICT to improve customer service and reduce operating costs, plus Housing programme schemes that help people to live independent lives in their own homes.

76. **Infrastructure** comprises mainly schemes associated with the life extension of, improving or rationalising the Council's building estate e.g. the Office Accommodation Efficiency Strategy, Asset Enhancement and Community Investment Plan.
77. **Tackling Poverty and Increasing Social Justice** – a £5.8m scheme to improve the local district heating system including the installation of meters in individual dwellings to give people the opportunity to control their energy usage and cost.
78. **Safe and Secure Communities** investment will provide local facilities like resource centres to develop more sustainable and cohesive communities.

The Programme in 2014-15

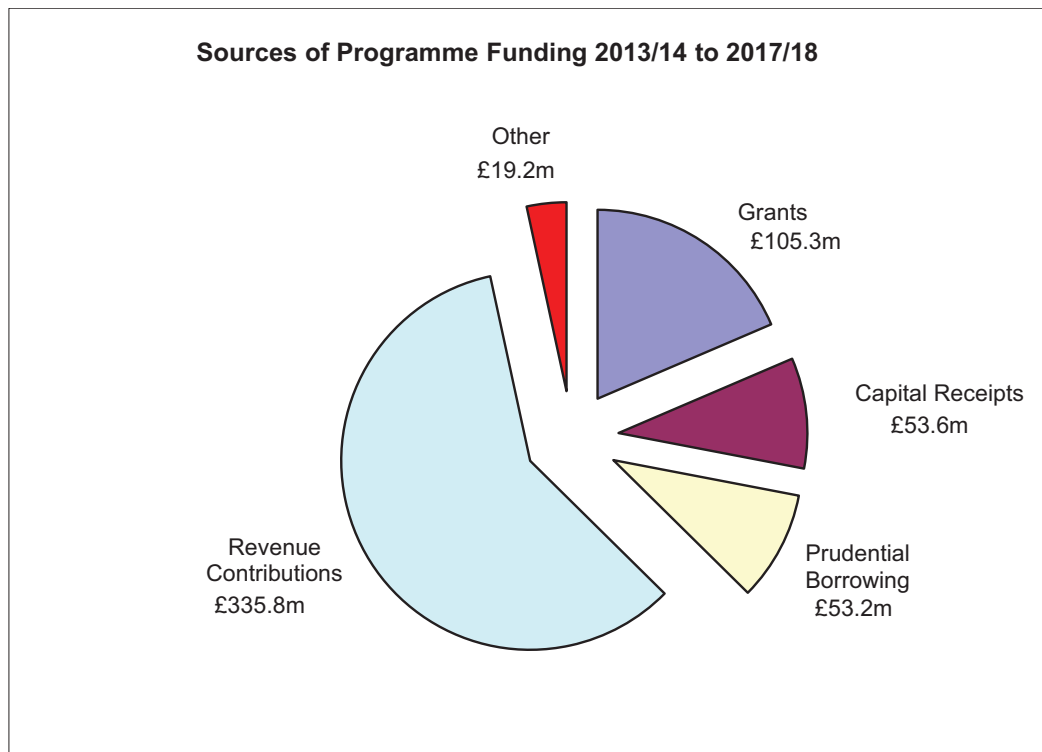
79. The year on year change in CYPF, from £38.0m in 2013-14 to £20.8m in 2014-15 shows a reducing level of BSF investment as that programme comes to an end. The schools programme is now focussed on the creation of new school places and primary school refurbishment using the Government's Basic Need and Capital Maintenance grants.
80. Housing programme increases by £8.8m to £55m. The Decent Homes programme completed in 2013-14. £19m was spent on this in 2013-14. The 2014-15 programme will continue investment in the Council's housing stock replacing the Decent Homes work with an equivalent level of spend including £13m invested in roof renewals, an additional £2m on heating systems above the £4.5m spent last year, and £1.4m on Fire safety work.
81. The remaining £8.8m increase comprises £4.8m on regeneration schemes and a £4m fund for which schemes are yet to be developed. Regeneration schemes include £2m on purchasing and repairing Long Term Empty houses to bring them back into use and £2.6m on demolishing and redeveloping parts of the Arbourthorne estate.
82. Place – a fall of £13.5m from £27.9m in 2013-14 to £14.4m in 2014-15 reflecting the completion of city centre projects such as the Moor Market (£12.2m) and Compulsory Land purchases for the New Development District (formerly the NRQ) (£5.1m) and the completion of various start up workshop projects (£2m) to stimulate local economic activity. This has been offset by increased spending on the Lower Don Valley Flood defence scheme (£4.6m) and £3m into developing leisure facilities at Graves and North Sheffield.
83. Highways schemes show a £5.8m fall from £12.2m in 2013-14 to £6.3m in 2014-15. The programme will rise once the LTP for 2014-15 is agreed with the Integrated Transport Authority and Passenger Transport Executive and the full BRT North

project plan is added. Within the £6.3m figure is a substantial investment of £3.5m for the Penistone Pinch Point congestion reduction scheme.

- 84. The Resources portfolio programme will fall by £11.3m on from £15.1m in 2013-14 to £3.9m in 2014-15 as the Office Accommodation Efficiency and Fire Safety projects are largely complete (£6.3m and £1.5m falls respectively).
- 85. The Communities portfolio programme is forecast to be £1m in 2014-15 as the significant investment in the ICT Infrastructure scheme is completed.

SOURCES OF PROGRAMME FUNDING

- 86. The programme details at scheme level, both the proposed expenditure and expected funding on an annual basis. The funding of the programme comes from a diverse range of resources and Appendix 2 gives a breakdown of how the overall Capital Programme is currently funded.
- 87. The majority of the programme is funded via revenue contributions to capital mainly from the Housing Revenue Account, which amount to £335.8m (59%). Grants fund 19% of the programme, prudential borrowing funds 9% and capital receipts represent a further 9% and it is this element of funding that is the most uncertain. Any projects in the Capital Programme funded by capital receipts can only be undertaken if the receipts are realised.



Sources of Programme Funding 2013/14 to 2017/18		
Scheme	Funding £m	Percentage %
Grants	105.3	19%
Capital Receipts	53.6	9%
Prudential Borrowing	53.2	9%
Revenue Contributions	335.8	59%
Other	19.2	3%
Total	567.1	100%

88. Grants funding is mainly used for the schools capital programme.
89. Prudential borrowing is used where no external funding is available and to fund schemes which will generate a Revenue Budget saving which then repays the principal and interest.

Capital Receipts Funding

90. The receipts from the sale of surplus assets are used to fund a Corporate Resource Pool (CRP) which allows Members at their discretion to undertake projects for which there is no external funding. It is also used by the authority as a strategic reserve to cover to emergencies such as the total loss of a key piece of infrastructure e.g. as occurred in the 2007 Floods. As external funding sources are reduced because of austerity cut backs, the CRP assumes an even greater significance in funding the Capital Programme.
91. Appendix 4 gives a detailed review of the potential receipts and demands on the CRP over the next five years in order to form a view on the level of commitment which can be prudently made.
92. Whilst the Asset Enhancement and Community Investment programmes should deliver a steady stream of surplus properties, the uncertainty in the market suggests that the receipts may not be realised within five years. Moreover, the receipts from the CIP will be re-invested in the programme so that it does not require specific support from the Council.
93. Given the need to maintain a prudent level of reserve to mitigate infrastructure failures, grant claw back, or project overspends, the conclusion is that there is insufficient confidence to be able to recommend to Members that any CRP funded projects are approved beyond 2014-15.

Prudential Borrowing

94. Under the rules of the Prudential Code, the Council has the power to finance Capital schemes using Prudential Borrowing (borrowing that does not attract financial support from the Government, which is also known as unsupported borrowing). The principles for entering into such borrowing were approved by Cabinet on 22 September 2004, and generally relates to 'Invest to Save' schemes, including Land Assembly and funding for major capital projects.
95. It remains the Council's view that its best overall financial interest is served by substituting Prudential Borrowing for Leasing. It is considered that borrowing in lieu of leasing can be undertaken as an element of 'Invest to Save' (where it is considered to be more cost effective over the whole life of the asset when compared to Leasing), and can be contained within an overall annual limit established for such borrowing.
96. Included within the 2013/14 Capital Programme are the following projects funded in whole or part from prudential borrowing:

Project	Total Project Value £000s
Housing Schemes	24,360
New Sheffield Indoor Market	12,229
Office Accommodation Strategy	6,354
New Retail Quarter Land Purchase	5,112
Asset Rationalisation	2,356
Fosters Carers Housing Enhancement	1,078
UTC Site – Porter Brook	1,000
Active North Project	700
Total	53,188

97. Any amendments to these limits will be approved by Full Council and undertaken in line with the Prudential Code. There are other commitments outside of the capital programme and these are described in the Revenue Budget report.
98. Prudential Borrowing does not receive any government support and therefore if the Council enters into any prudential borrowing then it will incur additional Capital financing costs. Prudential Borrowing will only be entered into where it can be

demonstrated that funding is available within the overall Council budget to meet the ongoing borrowing costs.

RECOMMENDATIONS

99. It is recommended that Members approve those specific projects included in the years 2013-14 to 2017-18 programmes at Appendix 8. Block allocations are included within the programme for noting at this stage and detailed proposals will be brought back for separate Member approval as part of the monthly monitoring procedures.
100. Note the proposed Capital Programme for the 5 years to 2017/18 as per Appendix 8.
101. Approve the allocations from the Corporate Resource Pool and the policy outlined in Appendix 4 such that the commitment from the CRP is limited to one year and no CRP supported schemes are approved beyond 2014-15. (If substantial capital receipts are realised within 2013-14 or 2014-15 a further report will be brought to Members as part of the monthly approval process).

Finance

February 2014

SHEFFIED CITY COUNCILCAPITAL PROGRAMME

PORTFOLIO / SERVICE	2013/14		2014/15		2015/16		2016/17		Future		Total	
	£k	%	£k	%	£k	%	£k	%	£k	%	£k	%
Children Young People & Families (CYPF) consisting of:												
Building Schools for the Future	12,514	9	2,622	3	263	0	154	0	168	0	15,721	3
Other	25,522	18	18,177	18	6,521	7	0	0	0	0	50,220	9
	38,036	27	20,799	21	6,784	7	154	0	168	0	65,941	12
Communities	2,068	1	992	1	0	0	0	0	0	0	3,061	1
PlaDe												
consisting of:												
Highways - Local Transport Plan (LTP)	8,774	6	2,154	2	0	0	0	0	0	0	10,928	2
Highways - Other	3,403	2	4,193	4	40	0	0	0	0	0	7,636	1
Other Development Services	540	0	191	0	110	0	0	0	0	0	840	0
Business, Strategy & Regulation	99	0	0	0	0	0	0	0	0	0	99	0
Capital & Major Projects	20,158	14	3,683	4	678	1	0	0	0	0	24,519	4
Culture & Environment	2,641	2	4,564	5	5,768	6	66	0	0	0	13,038	2
Creative Sheffield	2,044	1	0	0	0	0	0	0	0	0	2,044	0
City Development	2,188	2	5,771	6	1,272	1	0	0	0	0	9,231	2
Housing - Decent Homes	23,561	17	4,954	5	3,308	3	878	1	0	0	32,701	6
Housing - Other	22,784	16	50,165	50	81,683	82	78,905	99	149,057	100	382,594	67
	86,191	61	75,674	75	92,858	93	79,849	100	149,057	100	483,630	85
Resources	15,109	11	3,853	4	0	0	0	0	0	0	18,962	3
Corporate	0	0	0	0	0	0	0	0	0	0	0	0
Overall Total	141,405	100	101,319	100	99,642	100	80,003	100	149,225	0	571,594	100

CAPITAL PROGRAMME FUNDING

SOURCE OF FUNDING	2013/14		2014/15		2015/16		2016/17		Future		Total	
	£m	%	£m	%	£m	%	£m	%	£m	%	£m	%
Government Supported Borrowing	1.8	1	-	-	-	-	-	-	-	-	1.8	0
Prudential Borrowing	26.1	19	4.3	4	0.7	1	-	-	22.1	15	53.2	9
Grants	57.0	40	35.2	35	8.0	8	2.0	3	3.0	2	105.3	19
Contributions	7.1	5	5.4	5	3.1	3	1.5	2	0.4	0	17.4	3
Capital Receipts	11.6	8	12.5	13	11.0	11	5.5	7	13.0	9	53.6	9
Revenue Contributions	37.3	26	42.2	42	74.6	77	71.0	89	110.7	74	335.8	59
Overall Total	140.9	100	99.6	100	97.4	100	80.0	100	149.3	100	567.1	100

1 CAPITAL PROGRAMME MONITORING 2013/14 – As at 30th NOVEMBER 2013

1.1

1.2 Summary

1. At the end of November 2013, the end of year position shows a variance of £22.4m which is an increase of £3.1m on the month 7 variance which was £19.2m below budget reflecting the continuing work to validate the forecast and refine the spending profiles of projects. Having identified more accurate (i.e. lower forecasts) this will increase the variance against budget. The Cabinet Member for Finance, on behalf of the Cabinet will consider if the slippage request is justified and the budget will be similarly revised downwards.
2. In this month's investment submission proposals in Appendix 1, £5.1m of slippage requests have been put forward plus a further £4.7m reduction following the cancellation of the Westfield Sports Village. If approved, this will bring the Budget down by £6.6m and make the reduction against budget still smaller in subsequent reports. The CYPF programme is very close to reducing the variance to less than £0.7m.
3. Analysis of the revised forecasts shows that whilst considerable progress has been made further reductions in both the budget and forecast are required to ensure an accurate year end estimate of spend. The basis for this assertion is:
 - a. The actual spend at the end of month 8 is £63.6m which is £23.1m (27%) below budget; and
 - b. The forecast capital spend for 2013/14, at £128.3m, is £13.5m above that delivered in 2012/13 but the current rate of spend is below that seen last year.
4. In order to achieve the forecast level of spend a substantial turnaround in performance across all programmes is required. Given the current rate of spend, which is averaging around £7-8m per period, and allowing for expected increases in some Highways programmes such as Streets Ahead

and Better Buses, an outturn in the range of £100 – £120m looks a more likely year end position with the final position being closer to £100m rather than £120m. Finance continues to challenge unrealistic project manager forecasts and the necessary adjustments will be brought forward for approval in future reports.

5. The Highways programme shows the biggest forecast acceleration in spend. £7.1m of spend is forecast in four months at an average of £1.8m per month compared to £3.1m in the first eight months of this year. The main accelerants are BRT North (£3.0m), bus route schemes (£1.0m) and the Optio Orange project (£0.7m).
6. Capital Programme Group continues to challenge the delivery plans from Project Managers when submitting requests to include new projects in the programme. Similarly, slippage requests must show a credible, revised programme rather than be an attempt to roll over unused budgets. Several submissions have failed these tests and been rejected.

1.3 Financials 2013/14

All figures reported in £000

Portfolio	Spend to date £000	Budget to Date £000	Variance £000	Full Year forecast £000	Full Year Budget £000	Full Year Variance £000
CYPF	12,440	26,267	(13,827)	35,286	40,954	(5,669)
Place	15,549	15,862	(312)	21,575	31,008	(9,433)
Housing	26,268	28,520	(2,252)	45,081	49,702	(4,621)
Highways	3,100	6,735	(3,635)	11,532	10,217	1,316
Communities	616	1,426	(810)	1,726	2,914	(1,188)
Resources	5,588	7,851	(2,263)	13,050	15,818	(2,768)
Grand Total	63,562	86,661	(23,099)	128,250	150,613	(22,363)

7. The outturn forecast is £22.4m (15%) below the budget. This is a £3.1m higher than last month, which is a combination of (£1.4m) slippage on Lower Don Valley, which has now been approved and £3.1m amendment to the Westfield Sports Village forecast to reflect that the cancellation of the project.
8. The table below shows that the improvement in defining a realistic budget continues where £4.2m of spend has been re-profiled into future years.

Thus the revised budget for the year of £150.6m is £1.3m below the position at Month 7 after additions and variations of £2.9m:

Capital Programme				
	2013-14	2014-15	Future	Total
	£m	£m	£m	£m
Month 7 Approved Budget	151.9	79.8	237.1	468.8
Additions	1.3	0.5	6.9	8.7
Improved accuracy of the Budget	1.6	7.1	-7.3	1.4
Slippage	-4.2	4.2		0
Month 8 Approved Budget	150.6	91.6	236.7	478.9

9. The variation in the year to date position of £23.1m arises mainly from operational delays (£8.6m), projects awaiting approval £7.6m, projected underspends £1.3m and slippage of £0.5m. The operational delays are due to lengthy contract negotiations on the Fisk Risk Assessment project (£950k), New Primary North East (£2.3m) and (£2.0m) on the BSF Programme this is due to re-profiling. A further (£2.5m) on the BRT North project which is due to delays in land purchases and specialist materials required for the Supertram crossing.
10. The forecast for the year shows that with the exception of Highways all portfolios are below profile against the approved programme. The key variances are detailed below:-
- a. CYPF – £5.7m (14%) below budget this is due to £2.8m reduction in the current years BSF programme, plus £0.4m slippage which is included as part of the proposals put forward this month. The overall reduction in the BSF programme, including future years is (£4.1m). This reduction now incorporates a provision of £3.8m for the potential VAT liability on the BSF programme. There is a further £0.7m due to under spend on projects and £0.8m expected slippage on Grace Owen Nursery.
 - b. Place – £9.4m below budget of which £4.9m relates to the CPO acquisitions for the New Retail Quarter. This project is currently on hold pending a

review of the options for taking the development forward but a revised position will be forecast and reported at Month 9. A further £3.1m is due to the cancellation of the Westfield Sports Village project which is included in Appendix 1.

- c. Housing – £4.6m below budget of which £2.7m is due to project slippage, which is included within the current proposals. There is a further £1.8m under spend relating to the environmental improvement programmes at South West Abbeybrook, South East and North New Parson Cross. On all 3 schemes the estimates put forward by the contractor were over estimated by around 400 heating installations. This is being offset by an increase of (£1.0m) in anticipated HRA Programme Management costs.
- d. Highways - £1.3m above budget of which £1.4m relates to projects which have been submitted for approval and (£0.9m) of projects where no forecast has been submitted.
- e. Communities – £1.2m below budget: this is mainly due to projects which have slipped behind schedule and into future years.
- f. Resources – £2.8m below budget of which £1.4m relates to projects have slipped behind schedule and into future years.

Further detail can be found below at paragraphs 11 – 23.

1.3.1 Children, Young People and Families Programme

11. CYPF capital expenditure is £13.8m (57%) below the profiled budget for the year to date and forecast to be £5.7m (14%) below the programme by the year end for the reasons set out in the table below.

Cause of change on Budget	Year to date £000	Full Year forecast £000
Slippage to be carried forward	0	-378
Slippage on Devolved Budgets	0	0
Accelerated spend	0	0
Operational delays in projects due to planning, design or changes in specification	-5,263	0
Revised profile for Building Schools for the Future programme	-6,499	-94
Incorrect budget profiles	221	0

No forecast entered by project managers	0	-120
Projects submitted for Approval	0	-2,418
Underspending on project estimates	-312	-702
Other variances	-1,974	-1,956
	<u>-13,827</u>	<u>-5,669</u>

Spend rate per day	72.7	138.9
Required rate to achieve Outturn	275.2	
Rate of change to achieve forecast	278.4%	

12. Of the £13.8m variance to date £6.5m relates to BSF in respect of reductions in the BSF Programme, which are already within the approvals process.

13. The forecast variance of £5.7m relates to reductions to the BSF programme of £2.8m, these are included within proposals already put forward. and a further £0.4m of programme slippage. There is a further £0.8m of proposed slippage on the Grace Owen Nursery project which is due to delays in arranging the external funding.

Place Programme

14. The Place portfolio programme (excluding Housing and Highways) is £0.31m (2%) below the profiled budget for the year to date and forecast to be £9.4m (30%) below the programme by the year end for the reasons set out in the table below.

15. The Other variance for the forecast position in the table below £4.9m relates to the New Retail Quarter CPO scheme which is on hold pending a review of the project.

Cause of change on Budget	Year to date £000	Full Year forecast £000
Slippage b/fwd from 2012/13		
Slippage to be carried forward	-125	-260
Operational delays in projects due to planning, design or changes in specification	-683	0
Incorrect budget profiles	0	0
No forecast entered by project managers	0	-336
Projects submitted for Approval	106	-3,143
Overstatement of budgets		

Overspending on project estimates	-284	595
Other variances	673	-6,289
	<u>-312</u>	<u>-9,433</u>
Spend rate per day	90.9	84.9
Required rate to achieve Outturn	72.6	
Rate of change to achieve forecast	-20.2%	

Transport & Highways Programme (Place Portfolio)

16. The main reason for the year to date variance relates to operational delays expected on the BRT North project, this is due to delays in land purchases and specialist materials required for the Supertram crossing. Other projects related to the Streets Ahead programme are now underway and spend is being incurred.

Cause of change on Budget	Year to date £000	Full Year forecast £000
Slippage b/fwd from 2012/13		
Slippage to be carried forward	0.0	0.0
Operational delays in projects due to planning, design or changes in specification	-2,793.5	0.0
Incorrect budget profiles	319.3	0
No forecast entered by project managers	0	-946.0
Projects submitted for Approval	0	1,449.0
Overstatement of budgets		
Overspending on project estimates	184.4	109.0
Other variances	-1,345	704
	<u>-3,635</u>	<u>1,316</u>
Spend rate per day	18.1	45.4
Required rate to achieve Outturn	101.6	
Rate of change to achieve forecast	460.3%	

Housing Programme (Place Portfolio)

17. The Housing capital programme is £2.2m (8%) below the profiled budget for the year to date and forecast to be £4.6m (9%) below the programme by the year end for the reasons set out in the table below:

Cause of change on Budget	Year to date £000	Full Year forecast £000
Slippage to be carried forward	-123	-2,759
Operational delays in projects due to planning, design or changes in specification	0	0
Incorrect budget profiles	-824	0
No forecast entered by project managers	0	0
Projects submitted for Approval	-4,745	-294
Home Improvement grants held on behalf of other local authorities	-102	-260
Items under investigation		
Underspending on project estimates	-918	-332
Other variances	4,460	-977
	<u>-2,252</u>	<u>-4,621</u>
Spend rate per day	153.6	177.5
Required rate to achieve Outturn	226.7	
Rate of change to achieve forecast	47.6%	

18. The main reason for the forecast variance is due to £2.5m of expected savings to the Housing programme, of which £1.8m sites across South West Abbeybrook, South East and North New Parson Cross. All 3 schemes are in connection with the Environmental Programmes within each area which include new heating installations. The actual level of work is about 400 installations below what was anticipated.

Communities

19. The year to date spend on the Communities portfolio capital programme is £0.8m (57%) below the profiled budget and the forecast £1.2m (41%) below budget.

20. The main reason for the forecast variance is £0.83m of project slippage relating to ICT Infrastructure and Mobile Working Solutions both of which are currently within the approvals process.

Cause of change on Budget	Year to date £000	Full Year forecast £000
Slippage b/fwd from 2012/13		
Slippage to be carried forward	0	-244
Operational delays in projects due to planning, design or changes in specification	0	0
Incorrect budget profiles	-727	0
No forecast entered by project managers	0	0
Projects submitted for Approval	0	-830
Overstatement of budgets		
Overspending on project estimates	0	0
Other variances	-83	-114
	-810	-1,188
Spend rate per day	3.6	6.8
Required rate to achieve Outturn	13.4	
Rate of change to achieve forecast	271.0%	

Resources

21. The year to date spend is £2.3m (29%) below the programme and forecast to be £2.8m (17%) below the approved budget for the whole year.
22. The main cause of the shortfall on budget.to date is slippage in the Road Vehicle Efficiency replacement programme (£0.3m), Town Hall essential repairs to the Grade 1 listed building (£0.3m), Wincobank Community centre where a value engineering exercise is in place to keep within the approved budget as the tenders have exceeded the approved amount (£0.2m), and the Accommodation Efficiency strategy (£0.8m).
23. Project manager forecasts assume that most of this slippage will be recovered by the year end although £1.1m of compliance schemes are expected to slip into future years along with Town Hall essential repairs (£0.4m) and, potentially, contingency budgets (£0.3m). The Accommodation Efficiency strategy is also forecast to be £0.6m under budget.

Cause of change on Budget	Year to date £000	Full Year forecast £000
Slippage b/fwd from 2012/13		
Slippage to be carried forward	-256	-1,430
Operational delays in projects due to planning, design or changes in specification	147	0
Incorrect budget profiles	0	0
No forecast entered by project managers	0	0
Projects submitted for Approval	0	-1,248
Overstatement of budgets		
Overspending on project estimates	0	-171
Other variances	-2,154	82
	<hr/>	<hr/>
	-2,263	-2,768
Spend rate per day	32.7	51.4
Required rate to achieve Outturn	89.9	
Rate of change to achieve forecast	175.1%	

CAPITAL PROGRAMME: CORPORATE RESOURCE POOL

Overview

1. The Council's Corporate Resource Pool (CRP) provides a flexible capital resource pool to address key Member and Corporate capital priorities. Funding comes mainly from capital receipts arising from the sale of Council land and buildings plus other unrestricted capital income. The national programme of expenditure reductions has increased the importance of this facility as central government support has decreased.
2. In recent years officers have recommended that Members approve capital expenditure commitments for no more than one year in advance because the weak property market, and consequent low levels of capital receipts, put considerable constraints on the CRP creating a net reduction in the level of the pool year-on-year - prior year commitments exceed the dwindling receipts to top it up. Previously, CRP allocations had been set for three years forward to enable services to plan capital investment on a medium term basis.
3. Capital Programme Group (CPG) has reviewed the current position and recommends retaining the current policy in the face of the:
 - declining level of the CRP;
 - slower than expected flow of receipts from the Asset Enhancement and Disposals programme;
 - need to maintain the Council's infrastructure and provide for other capital contingencies such as structural failures or uninsured losses caused by natural disasters such as the 2007 floods.
4. The CRP is used to address funding issues that are not covered by mainstream capital resources. There is still central government funding for some types of capital projects and there are sources of external funding through grants e.g.
 - Department of Education funding for educational buildings through Capital Maintenance or Basic Needs Provision;
 - Department of Health funding for social care;
 - Department of Transport funding for transport infrastructure through Local Transport Plan (LTP), Better Buses Funding initiative or The Local Sustainable Transport Fund; and
 - The Housing Revenue Account (HRA) which funds a substantial part of the housing programme and already accounts for almost 75% of the current capital programme.

Investment Rules for use of the Capital Resource Pool

5. Capital Programme Group has developed a series of principles to test the eligibility for CRP support for projects and these are set out below:
 - The project has no other available funding sources i.e. not from central government, internal investment funds e.g. HRA, or other grant funding bodies; and
 - is in line with corporate priorities; and
 - the project is necessary to make an asset compliant with legislation; or
 - the project has a robust business case which delivers financial savings or significant improvements in performance; or
 - is a strategic project which requires cash flow support until a funding package can be arranged. Funding for these projects will be on an **exceptional** basis taking into account the current level of unallocated cash within the CRP. The project must be viable and capable of repaying the CRP within a reasonable time, for example, by generating asset sales. If the project does not proceed, any abortive project costs would have to be financed from the sponsoring portfolio's Revenue Budget.

Key Issues for the CRP

6. In managing the CRP, the Council faces a number of key issues in respect of the demands placed upon the CRP and the likely level of future receipts:
 - Recreational Leisure facilities for the South and North of Sheffield, linked to Olympic Legacy funding
 - Central Library
 - Community investment Plan to rationalise and improve local area
 - Demolition of Castle Market and future use of the site
 - The Building Schools for the Future Programme funding Gap
 - Future receipts into the CRP

Each of these items is discussed below including potential resolutions.

BSF Gap

7. Resolution of the BSF gap has been the key to unlocking CRP funds for other projects (see Table 1 at paragraph 31 below). The 13-14 Capital Budget report estimated the gap at £9m plus the risk on the VAT recovery on some expenditure. Work done since then has identified potential savings of £5m by providing the required additional school secondary places through new schools in the Lower Don Valley.
8. Other management actions and careful control of risks could close the gap. The VAT position on expenditure has been agreed with HM Revenue and Customs.

Leisure Facilities

9. As part of its 2013-14 Business Planning, Council resolved to close the Don Valley Stadium and Stocksbridge leisure centre being venues which required high subsidies per visitor. This is part of a strategy to provide sports facilities across the city with minimum subsidy. The existing sports centres are becoming life expired and require replacement.
10. External Funding grants could provide over £15m of funding to build replacement facilities but some £3-4m match funding will be required from the Council. Work continues on developing options but this is likely to remain a significant commitment for the CRP. The proposal to members is to reserve £1m for the provision of a new facility at Graves which over a three year period will save the Council up to £0.4m in annual subsidy. It is also proposed to reserve £2.5m for the provision of facilities in North Sheffield.

Central Library

11. The Central Library is a Grade 2 listed Art Deco style building that is in need of structural and cosmetic repair. Regeneration of the building is part of a wider scheme for the improvement of the Surrey Street area. A number of options are being explored which may not necessarily include capital investment – for example, provision of a new central library building might be included in the proposals for the replacement New Development District. However, some provision has been retained within the current CRP plans but these are very dependent on the level of capital receipts.

Community Investment Plan

12. The Council has conducted a major review of its non-office accommodation building estate, known as the Community Investment Plan. Buildings have been graded vis-à-vis their operating cost, utilisation and potential future capital repair costs. High cost, poorly utilised buildings will be closed, the activities within decanted to other nearby buildings – possibly through the creation of Community Hubs where Council services would be co-located improving customer service.
13. The scheme could cost up to £15m over three to five years but should cover its costs through future revenue budget savings from reduced operating costs or capital receipts from the disposal of surplus buildings. Members have a choice over the pace at which the project proceeds. An accelerated pace demands a heavy up-front outlay in the expectation of receipts in future years and exposes the Council to movements in the property market which could lead to delays in sales and thus leave the CRP depleted. It might also provide a significant project management challenge which would require additional resource (and cost).
14. This report proposes that the scheme should be “cash neutral” in each year by using receipts generated in prior years to cover the costs incurred in the

current year. In effect each sale would be ploughed back into funding the next part of the project.

Castle Market Decommissioning

15. The indoor Castle Market has been replaced by a new facility on the Moor which is acting as a catalyst to regenerate the lower end of the Moor. The newest parts of Castle Market are over 50 years old and other areas are 100 years or more. The building is of a design and construction which makes it unsuitable for conversion and modern day use. Demolition is therefore the only realistic option.

This will create a substantial area of vacant land which will require a regeneration strategy as Castle Market is one of the commercial anchor points of that area of the city. One option is to develop the heritage aspect of the area by uncovering the remains of the castle. The Council is seeking external funds to mitigate the substantial cost of redevelopment.

The transfer of the market to the Moor creates a further pressure on the CRP. A small part (8%) of the funding is dependent on an anticipated capital receipt from the development of properties within the Broad Street area. The risk would be reduced if the project came in under budget. This is one of the risks in the programme which is discussed in greater detail at paragraph 31 - 34 below.

Capital Receipts

16. Discussion on the CRP inevitably focuses on the spending commitments. However, the "Receipts Position" is equally, if not more important to understand as this sets the agenda for future spending commitments. Capital receipts stream has been declining as the property market collapsed, but, other developments on Housing policy have also had an adverse effect.
17. The Council's Affordable Housing Policy requires that up to 40% of new developments must be affordable homes. This proportion is higher than other neighbouring authorities and does make sites in Sheffield less attractive to developers because the financial returns are lower. This depresses the receipt values from disposals generally, and, can divert income from the CRP because part of the site sale value is taken as a payment for Affordable Housing developments elsewhere. This should lead to better value for money in securing new homes at lower cost by building the homes in less expensive areas albeit by foregoing a portion of the receipt that would have gone to the CRP.
18. The Housing priority is leading to pressure to give up General Fund land even though the Housing programme is already generously resourced from HRA – almost 75% of the capital programme is spent on Housing. In addition, considerable support has been provided by the Council to the establishment and operation of the Local Housing Company.
19. The inflow of receipts is dependent on the state of the property market. Receipts are affected not only by the macroeconomic position, but also by

procedural hitches in conveyancing and buyers extending negotiations to gain commercial advantage. Past experience has shown that somewhere between 40% and 60% of the potential sales are completed in any year. Thus the ability to forecast the precise timing of receipts is very difficult and will therefore require the CRP to always hold a generous contingency or release funds on a short term time horizon.

20. It is essential that the Council maximises the value of capital receipts from property disposals and the proactive approach taken by the Strategic Land Development Group should assist in achieving this goal.

Current Demands on the CRP 2014-15

21. Appendices 10 and 11 show the recommended list of projects for CRP support which services have proposed. CPG has reviewed the approved schemes and considered additional schemes which are in development and meet the principles set out in paragraph 5. This budget planning exercise, which culminates in this report, seeks to test the affordability of such schemes to enable long term planning to progress and in no way seeks authority for individual schemes outside the agreed process.

22. For 2014-15, services are seeking indicative allocations of £20.5m. Some projects are still being developed and will be the subject of detailed submissions to Cabinet for approval. The recurring themes in these bids are:

- £4.3m of the schemes will make the Council compliant with legislation;
- £2.7m of the schemes are associated with revenue budget savings and improving services or making assets ready for sale; and
- £13.5m for Council priorities.

Compliance Schemes

23. These proposals relate to either a planned campaign to make infrastructure compliant with the latest legislation or the maintenance of major structures such as dams, demolition of redundant buildings or adaption of the buildings to comply with accessibility legislation. These budgets are “reactive” provisions held in case urgent action is needed. By their very nature therefore these are contingency items which may ultimately slip into the following year, or, perhaps not be used at all.

24. The planned work focuses on Fire Risk where £1.6m will be spent in this area.

Cash Savings Schemes

25. £1.4m is included for further improvements in Communities ICT systems which will help to deliver services at a lower cost and meet the increasing demands on the budget.

26. Other smaller scale improvements include the development of Urban Nature Parks where selected areas of green space will be allowed to return to meadows or woods rather than being intensively managed.

Council Priority Schemes

27. Finally there are schemes worth £13.5m which will deliver Council priorities of which there are four key investments:

- £0.5m to match the £10m of funding secured from the Department of Health for the National Centre for Sports Exercise and Medicine initiative which will provide replacement sports facilities at Graves in partnership with the Council’s leisure operator, SIV. A further £2.4m will be spent in 2015-16 on developing a new facility in the North of the city;
- £5.7m to address housing priorities including the construction of new homes;
- £2.9m for the demolition of Castle Market; and
- £2.0m to redevelop part of the Arbourthorne estate.

Overall Demands on the CRP 2013-14 through to 2017-18

28. In summary the demands on the CRP are shown in Table 1 below. Compliance commitments and revenue budget savings schemes account 40% of the proposals in the first two years. Thereafter largest proportion by far is the need to address Council priorities.

Table 1	2013-14	2014-15	2015-16	2016>	Total
	£m	£m	£m	£m	£m
Compliance	5.4	4.3	1.1	1.6	12.3
Schemes generating savings	1.6	2.7	0.3	0.4	5.0
Temporary funding not included above	0.0	0.0	0.0	3.0	3.0
Priorities	6.1	13.5	12.5	21.7	53.7
Total Demands	13.0	20.5	13.9	26.6	74.0

29. Table 2 below shows the expected receipts and matches those against demands. As in February, the position is one of declining resources such that, on this anticipated receipts profile, any commitment beyond 2014-15 would be imprudent until the capital receipts are realised. The brought forward figure comprises previous years’ receipts and the table also shows how rapidly the CRP balance is being depleted.

Table 2	2013-14	2014-15	2015-16	2016>	Total
	£m	£m	£m	£m	£m
Resources Brought Forward	30.5	20.5	10.2	9.6	
Estimated Receipts	3.0	10.1	13.3	23.4	49.8
Demands on the CRP	-13.0	-20.5	-13.9	-26.6	-74.0
Resources Remaining	20.5	10.2	9.6	6.4	
Specific Risks	4.8	5.9	5.9	5.9	
Safety Margin for Risks	4.3	1.7	1.6	1.1	
	times	times	times	times	

30. Thus some element of capital rationing will be required.

Risks in the Programme

31. Moreover, as the final line on Table 2 shows, the level of cover for “Risks” reduces from 4.3 times today to virtually 1 by 2016-17. If these risks crystallised, then the balance at the end of 2014-15 would be £4.3m, and, there would be inadequate contingency for unexpected events such as the 2007 Floods. This would require the cost to be funded from already stretched revenue budgets.

32. Most of the risks arise from former capital schemes including:

- Uncompleted land transactions on the Inner Relief Road
- Unrealised land receipts on transactions related to regenerating the Manor estate;
- Uncertainty over realising the projected receipts from the asset enhancement and Accommodation Efficiency Strategy which are dependent on a sustained economic recovery in the property market; and
- Potential delayed development of Broad Street development which will fund a small part of the new Indoor Market cost.

33. There are other known risks, but as yet unquantified, such as the potential requirement to fund a new school in Tinsley which emerge on a regular basis. This impact is not included in the report but work is on-going and an update will follow in subsequent reports.

34. There are also a number of legacy issues relating to European funded projects where the Council has been adjudged to be non-compliant with grant conditions and suffered clawback.

Conclusion on the Funding of the CRP

35. In the absence of an accelerated stream of capital receipts, there is no argument to change the current policy of approving CRP funds for the capital programme only 12 months ahead.

36. There is some improvement in the property market which should start to move sites but the rate of asset realisation is likely to be determined more by the Council's own policies and performance.

37. The programme contains a number of proposals which do allow new priorities like the replacement of recreational sports facilities to be funded.

The Housing Investment Programme 2014/15 - 2018/19

1 The National Context

This report sets out the Council's proposed investment in homes and neighbourhoods across the city. This investment plays an important role in contributing towards the delivery of the Council's Corporate Plan priorities, with specific focus on making Sheffield a Great Place to Live, promoting Better Health and Wellbeing, as well as contributing towards establishing Safe and Secure Communities and creating a Competitive City.

The Housing Investment Programme will help to underpin and deliver some specific elements contained within the Council's new Housing Strategy and other related strategies. This establishes three key objectives for housing in the City over the next 10 years. These are:

- Increase the supply of new homes in the city
- Make best use of the city's existing stock
- Help younger, older and vulnerable people to live independently

This year, the activities contained within this appendix follow this format in order to clearly set out how the Housing Investment Programme is contributing towards the achievement of these objectives. There are other investment activities that are being delivered both by the Council and by other partners that will deliver additional outcomes.

This year's proposed Housing Investment Programme totals £51.987m. The majority of this investment (£44.492m) will be invested in council housing, as part of the self-financing Housing Revenue Account (HRA) Business Plan which now includes a commitment to deliver 600 new council homes through new build and acquisition by 2019/20.

The remaining £7.495m will be invested in non-HRA activity, as detailed within this report. The non-HRA side of the programme has reduced in scale significantly over the last five years, with the demise of external funding and an overall reduction in capital receipts and other income. Going forward, the Council is forecasting a continued decline in available resources and therefore a priority activity for the coming year will be to identify alternative funding or delivery options.

2 Review of what has been achieved in 2013/14

Increase the supply of new homes in the city

- 78 properties completed at Park Hill, a combination of social rent, Affordable rent, shared ownership and private sale
- Since May 2012, 84 households at Park Hill have been rehoused, 19 of these moved to new properties in phase 1.
- Improvements at 5 district/local centres at Stocksbridge, Spital Hill, Darnall and Attercliffe and Manor Top.
 - In Stocksbridge we have installed virtual graphics on vacant shop windows and opened a pop up shop. We also provided some Christmas lights and supported the events forum in delivering local markets.
 - At Spital Hill we have procured a company to do mentoring work to improve the business acumen of traders particularly with visual merchandising and customer service, delivered a love where you live campaign and currently developing a shop front improvement scheme to begin in autumn 2014.
 - In Darnall we have developed the shop front improvement scheme to the point of delivery- starting in March 2014. We have also scoped plans for some public realm improvements. Partnership working has meant an agreed regeneration framework for the centre and resulting outputs planned include new housing on a vacant site behind the centre, residential care provision on a further vacant site linked to a community hub.
 - In Attercliffe we have facilitated the setting up of an active Town Team which has implemented improvements to the environment through community clean up days and public art, whilst improving perceptions and footfall through a festival and marketing campaign.
 - We have not delivered any projects at Manor Top as this District Centre will be subject to a far wider plan of which Centres work will be part.
- Registered Providers delivered 218 new affordable homes in the city
- Way forward agreed for Arbourthorne Fields - Cabinet approval for the scheme was given on 8 May 2013 and the lease was signed on 6 December 2013 to allow a start on site.
- Completion of the public realm improvements at Chaucer District Centre. The improvements were primarily funded by a S106 contribution by ASDA and focussed on delivering improvements to the public space along parts of Buchanan Road, Parson Cross. The project supports the wider enhancement of the district Centre, providing an aesthetic uplift to the look and feel of area, primarily in and around the shopping parade, whilst improving movement along Buchanan Road. Under the project the following improvements have been made:
 - Resurfaced carriageways and footways
 - Enhanced block paving outside the shops
 - Traffic calming and reorientation of parking
 - New trees, verges and street furniture

- Installation of stone markers and lighting column banners which help to bind the District Centre together.

The project was led by the Regeneration Team and constructed by North Midland Construction, following a competitive tender process.

- Demolition of the final empty homes at Skinnerthorpe Road was completed. This site will now accommodate a new school.
- Worked with the Environment Agency to complete flood mitigation and public amenity space in Lower Manor.
- Continued the process of rehousing and acquisitions at Scowerdons, Weaklands and Newstead. 5 households have been rehoused so far during 2013/14, with the remaining 16 anticipated to be rehoused before the end of 2013/14. This will include the final 3 repurchases. 54 new build properties are due to be completed before the end of March 2014.
- Began a three year scheme to deliver 75 new build council houses for the city. Agreement has been reached to acquire 30 new homes from the Sheffield Housing Company and the first ones have been secured with the balance being secured in 2014/16. The programme has now been extended with a target of 600 homes by 2019/20. A cabinet report setting out the detail is scheduled for February 19th 2014.
- Offers have been accepted on 4 properties which we are acquiring through the Council's Empty Homes Purchase and Repair Scheme. They are now progressing through conveyancing. We have made offers on a further 2 properties and are waiting to hear if they have been accepted. A further 2 properties are currently being valued.
- The Sheffield Housing Company started building on all 3 Phase 1 sites. The development at Norfolk Park will see 116 homes completed by 2016, with the Parson Cross development delivering 142 homes by the end of 2015. Development of the third site, a series of infill plots in Shirecliffe, will see 47 homes built, which will be completed in 2015. The Sheffield Housing Company has also commenced site preparation works for Phase 2 comprising a further 7 sites across the city. This work will continue throughout 2014/15 which will result in a doubling of the development activity by 2015.
- Outline planning permission secured for 65 new houses on site of the former King Ecgbert School - site currently on the market.
- Outline planning application submitted for around 100 new homes at Abbeydale/Bannerdale site.

Making the best use of the city's existing housing stock

- 1,622 council homes improved to the Sheffield Decency standard.
- Completed the insulation of Lansdowne and Hanover maisonettes.
- 2,730 council homes fitted with new efficient central heating systems.
- Locally agreed priorities to improve security through new door entry systems.
- Carrying out essential Health & Safety improvements such as lift maintenance, electrical upgrades and asbestos management.
- Start the programme of fire safety improvements to low rise flats & maisonettes – 1,969 homes.

- Work has started on a two year programme to install individually metered communal heating systems. 285 homes will be completed by the end of March 2015.
- Introduction of new communal re-cycling facilities.

Helping younger, older and vulnerable people live independently

- 850 homes both the council and private sector received adaptations to enable people to remain in their homes.
- 110 low income home owners assisted to improve their homes.
- 5,700 free insulation measures delivered through the Affordable Warmth Initiative.
- 22 enforcement notices served, 15 property notices served and 4 properties brought back into use within the private sector.
- Council signed up to Local Authority Mortgage scheme.
- Improved public access arrangements to meeting rooms to meet requirements under the Equalities Act 2010 (previously referred to as the DDA Act)

3 The key targets for 2014/15

Increase the supply of new homes in the city

- Complete the rehousing of the remaining 14 Park Hill residents by August 2014.
- Continuation of the Arbourthorne Fields Redevelopment Scheme.
- Completion of Sanctuary Older Persons Redevelopment at Arbourthorne.
- Deliver shop front improvement scheme in Darnall.
- Deliver Shop Front Improvement Scheme at Spital Hill.
- Start the delivery of the new build council housing by procuring a contractor.
- Agree a new Affordable Housing Programme with RP partners for 2015/18.
- Market the Manor 8 site.
- Assist Registered Providers to deliver the outstanding homes in the 2011/15 Affordable Homes Programme. 477 new affordable homes are due to complete in 2014/15.
- As the freeholder, work with developer to agree a new planning application at Fox Hill and ensure the completion of 23 partially built homes.
- Complete any remaining rehousing and demolition at Scowerdons, Weakland and Newstead.
- We have agreed gap funding with the HCA to cover any shortfall in the cost of 49 acquisitions by March 2015. We are exploring how we can increase this number using other sources of gap funding and prudential borrowing.
- Continuation of the Sheffield Housing Company developments at Norfolk Park, Parson Cross and Shirecliffe.
- Continue site preparation work on seven Sheffield Housing Company sites across the city. This work will continue throughout 2014/15 which will result in a doubling of the development activity by 2015.

Making the best use of the city's existing housing stock

- 2,970 central heating systems renewed in council homes
- New central heating installed in homes that presently do not have central heating.
- Begin the roofing programmes.
- Continue the installation of new heat meters.
- Continue the programme of work to install fire safety improvements to low rise flats and maisonettes.
- Complete adaptations work at homes that are identified as requiring work.
- Bring 35 long term empty homes in the private sector back into use over 3 years.
- Refurbishment of community heating plant rooms and pipework.
- Acquire 31 long term empty homes in the private sector over 3 years and bring them into use as council houses at an affordable rent.
- Refurbishment of Balfour House Sheltered Scheme.

Helping younger, older and vulnerable people live independently

- 750 properties to receive adaptations both public and private.
- Implement improvement identified through the Right to Control pilot for the Disabled Facilities Grants programme.
- 240 low income homes owners assisted to improve their homes.
- Up to 25 families supported into home ownership by the Local Authority Mortgage Scheme.
- Complete a business case setting out a way forward on Sheffield's Green Deal partnership.

4 The 2014/15 Neighbourhoods Investment Programme

In total the council expects to invest £51.987m through this programme in 2014/15 as set out in Appendix 5B and 5C. The source of these funds is set out in Appendix 5A. This sum will increase as some projects will carry over both funds and work commitments from 2013/14 into 2014/15; the level of slippage is currently forecast to be £3.132m.

Investment has been prioritised in line with the three key objectives outlined below:

Increase the supply of new homes in the city	£12.286m
Making the best use of the city's existing housing stock	£33.964m
Helping younger, older and vulnerable people live independently	<u>£ 5.737m</u>
TOTAL	£51.987m

As set out in last year's Neighbourhood Investment Programme Cabinet Report, there has been a significant reduction in the funding available for regeneration and private sector housing interventions.

This limits the scope of activities that the council can undertake and has required a change in the way the council operates, to see greater emphasis on working closely with our partners to influence their investment decisions and deliver change and investment.

It is therefore still necessary to make difficult choices about which activities will continue to be funded with the reduced funds available, which activities will have to be scaled back, and which can no longer be afforded.

5 Increase the supply of new homes in the city £12.286

Housing regeneration and housing supply

The New Homes Bonus Scheme is now entering its fourth year, by the end of March 2014 the council will have received £9.928m of income in the first three years. The scale of the income expected from this scheme can only be estimated, as it depends on the numbers of new homes built, the number of empty homes in the city and the number of properties demolished. The current estimate, which is being reviewed and updated regularly, is a total of £35.662m income over the full six year period.

The council has decided to use these resources to set up a new Local Growth Fund for projects aimed at boosting housing and economic growth. A Local Growth Fund Strategy has been developed with a schedule of projects aimed at delivering economic growth, bringing long-term vacant homes back into use, supporting wider regeneration to improve the quality of life for residents in our neighbourhoods and encourage private investment in building new homes is now in place. So far £13.956m has been identified to a range of projects

At some point in the future when the funds set aside for the Local Growth Fund by the government are fully committed, the Government has said that it will finance New Homes Bonus payments by top slicing council's formula grant (General Fund). Close scrutiny will be maintained on this scheme to establish when this impact might be felt and to prepare the council's response in terms of priorities for investment at that time.

The Sheffield Housing Company

The Sheffield Housing Company's Phase 1 developments are all under construction and sales are taking place with new residents moving in on the Parson Cross and Norfolk Park sites. The Shirecliffe homes are due to go on sale in early 2014. The 305 homes in Phase 1 are planned to be completed by December 2015. In 2014/15 the council will continue to support the Sheffield Housing Company to deliver homes and maximise its impact on the regeneration and economic growth of the areas of the city in which it operates.

2014 will see the start of Phase 2 which comprises seven more sites and will deliver approximately 550 new homes. The council's role will be to prepare the Council land for development, produce site development briefs, input into the design of the new homes to facilitate a smooth planning process, liaise with local communities setting out the best way in which the Company's new homes can contribute to the long term sustainability of the neighbourhoods. The council is also providing a loan to the

Company, through the Local Growth Fund, to enable the Phase 2 development work to progress at a faster pace.

Finally, the council will continue to monitor the performance of the Company to demonstrate that the business case for delivering new homes and regenerating neighbourhoods via this vehicle remains strong.

Investment in new affordable homes

The Homes and Communities Agency (HCA) provides funding for new affordable housing through the Affordable Homes Programme (AHP). Local registered providers have secured £12.363m HCA grant funding for 477 new affordable homes to be completed in 2014/15. Including investment by RPs, this amounts to approximately £55m of investment in the city. These schemes will help address the priorities of the City's revised Local Investment Plan and include:

- Regeneration schemes at Arbourthorne, Richmond Park, and Wybourn.
- Sheffield Housing Company sites at Shirecliffe, Norfolk Park and Parson Cross
- Supported housing
- Older persons housing at Stocksbridge and Wisewood

Most of the new homes will be for affordable rent, but there will be some social rented homes at SWaN to meet the requirements of the Residents Charter. The emphasis is on the provision of good-sized family homes and level access accommodation for older people.

In November 2011 the Government announced the details of the bidding process for the £100m national pot for Empty Homes projects for 3 years. The Council was successful in bidding for £570k. This will be mainly used to bring long term empty properties back into use, by buying them back to use as council homes with an affordable rent.

Capital for Housing Improvement and Regeneration

The Homes and Communities Agency has been in the process of receiving assets being transferred to them as part of the winding down of the Regional Development Agency, Yorkshire Forward. These assets include land and buildings across the region, and in the summer of 2011 it produced a Development and Land Disposal Strategy. The HCA is working with councils and other partners to use these assets to support economic growth and regeneration going forward. The council will be working closely with the HCA to ensure that HCA controlled assets in the city are

developed in the most beneficial way for communities, helping to make better places to live.

The projects below are in the approved capital investment programme:

HRA Regeneration

£2.495m

Sweeney House

In September 2012 Cabinet agreed that priority rehousing should be awarded to the residents in Sweeney House to enable the decommissioning of this scheme, rehousing is ongoing and the decommissioning work is expected to commence in 2014/15. Refurbishment work will also commence at Balfour Sheltered Scheme in 2014/15.

Park Hill

This enabled phase five, the final phase within Park Hill, to be declared. The remaining tenants will be re-housed and the phase will be made secure. Phases two to four will also continue to be made secure until the units are redeveloped.

Regeneration

£9.212m

Council Housing New Build

The council has set out its ambitions to deliver 600 new council houses over the next 6 years. These will be a mix of acquisitions and new build funded by HRA resources and match funding (predominately ring-fenced Right to Buy receipts). Initially this will see the number of new build council homes rise from 75 to 120, but with the intention of adding to this as more sites are identified.

Of the 120, 30 new Council Houses have been secured through the Sheffield Housing Company with the remainder expected to be delivered in 2014 – 16. The programme will allow the council to retain any additional receipts generated as a result of the government's 'reinvigoration' of the Right to Buy policy to increase the stock in the city.

Arbourthorne Fields

The Arbourthorne Fields Project comprises a number of elements which include:

- The phased demolition of 246 non-traditional ("5M" type) properties
- The delivery of a cleared site to facilitate a more diverse housing tenure
- New build homes for affordable sale and rent through Sanctuary Housing Association.

Following a number of attempts to identify resources to complete the Project, Cabinet approval was given in May 2013. Phase 2a (Phase 1 having been

completed in 2010) was declared on 29 July 2013. All tenants in Phase 2a have been visited and valuations have been completed for the 13 properties in private ownership. Sales of seven properties have been agreed, with the first completion taking place on 29 November 2013.

Tenants affected by demolition proposals will have first access to the new build bungalows, flats and family homes, and all council and housing association properties within Norfolk Park and Arbourthorne are placed in a Demolition Band for affected residents with Demolition Priority.

Programme Management **£0.498m**

The staffing and professional support services costs incurred in the planning, management and delivery of the programme.

Other Investment **£0.080m**

This includes a budget for emergency demolition of houses.

6 Making the best use of the city's existing housing stock **£33.964m**

The review of the Housing Revenue Account (HRA) Business Plan

A separate report updating the HRA Business Plan for 2014/15 was agreed by Cabinet on 15th January 2014.

The plan incorporates anticipated income and projected expenditure for 30 years and sets the long term direction for council housing investment and services in Sheffield. The Decent Homes Programme will complete by end March 2014.

The Housing Investment Programme contained within this report sets out the investment in council homes over the coming year, as part of the 30 year self-financing business plan. It is anticipated that by this date 93% of the council housing stock will meet the government decent homes standard. Future investment in the housing stock will be undertaken on an elemental basis.

The projects below are in the approved capital investment programme:

Area Investment Environmentals Programme

£2.465m

This programme in 2014 /2015 will continue into 2015/16 and will see the completion of the environmental work agreed with local communities that started as part of the Decent Homes programme in 2007/08. This work comprises the provision of door security systems, lighting and CCTV to reduce vandalism and crime levels and make residents feel safe. Fencing and parking scheme work will also be delivered through this area programme.

Heating & Boilers/Heating, Boilers and Community Heating £11.274m

At present 7,121 boilers across the city are classified as obsolete and need replacing. This is the highest risk element of the maintenance backlog. Following years of underinvestment in heating systems there is now a need to tackle the obsolete heating system backlog urgently. In 2014/15 £6.5m will be invested in renewing obsolete heating systems. This will reduce the cost of responsive repair breakdowns and benefit tenants by providing affordable warmth and tackling fuel poverty. During 14/15 2,300 homes will benefit from the planned replacement of a boiler.

The breakdown element of the project includes renewal work to the social housing stock for which the landlord has an obligation. The project will provide a responsive service to customers who experience a boiler breakdown. This is more likely to be on boilers that are old and obsolete but as this is on a responsive basis address lists cannot be determined. £1.8m has been budgeted for this work.

The metering element of this programme will provide approximately 6,000 homes in the city who receive their heating through either the Veolia District Heating network or through grouped heating / estate boiler plants with a heat meter. Work will start on site in February 2014. The work will allow tenants, leaseholders and freeholders with the opportunity to only pay for the heat they use. This will be a big change for many households and a linked programme of support and advice is being planned.

This programme follows major investments in the efficiency of the boiler plant rooms and internal heating controls. As part of the future Green Deal/ ECO obligation there may be an opportunity to lever in additional funding that could reduce the cost of the meters to the Housing Investment programme.

Pipework Renewal and Plant Rooms

A review of the underground District Heating and Community Heating distribution system has taken place to assess its condition. This budget will be used to replace underground distribution pipe-work that has reached the end of its useful life and should avoid repeat breakdowns and revenue repairs costs whilst addressing inefficient plant in boiler rooms. This budget will complement the heat metering improvements mentioned above.

Health and Safety/Essential Investment Work**£3.080m**

Minimising fire risk in blocks of flats, this has become a regular item of expenditure following the fire at Lakanal House, Camberwell, London in July 2009. Risk assessments for all archetypes in the city have been carried out. A programme is underway on low rise flats to deal with all identified risks as part of an agreed plan with the South Yorkshire Fire and Rescue Service. All future improvements will be tackled based on level of risk. Other Health and Safety work includes lift maintenance and replacement, electrical rewires, asbestos management, and fire sprinkler systems, in a 5 year programme.

Elementals**£14.451m***Additional Communal Areas investment*

A programme of communal area refurbishment for low rise flats will commence in 2014/15. This work is intended to complement the decent homes work in the city and help improve the sustainability of blocks. We will do this by refurbishing all blocks in the city to a consistent standard. Each block will where practicable have a secure communal door or door entry system, double glazed windows in the communal area, provide a well-lit communal area, wall and floor finishes that are safe and can be easily cleaned. The extent of work in each block will be determined through site surveys in conjunction with local priorities. The project will make a start in 2014/15 but take a number of years to complete.

Kitchen and Bathroom Programme & Windows and Doors Programme

These programmes of work will start to address the backlog of homes that did not have all elements of decent homes works or only had partial works completed. These elemental programmes will be delivered separately and will start with an estimated 1,600 properties that have had no improvements in the last 9 years alongside identifying the renewal work required to vacant properties.

New tenants will be given a commitment that this work to be completed as soon as possible and no later than 12 months after the tenancy commences. This approach will ensure we achieve value for money for the works alongside minimising rent loss on the property. By delivering the two programmes separately this should minimise the disruption for customers.

Roofs and Externals

This will include replacement of flat and pitched roofs, rainwater goods and external fascias in order to protect the substantial investment in the internal fabric that the Council has made in the stock since 2004/2005, it will also enhance the appearance neighbourhoods. Investment in the external fabric also provides an opportunity to generate savings to the revenue repairs budget by a planned programme of replacement rather than carrying out expensive individual responsive repairs and external painting which involves the use of scaffolding equipment and working at height. A new external repairs and painting strategy has been agreed through a tenant/ leaseholder task and finish group.

Waste/Waste Management Improvements **£0.490m**

This project will include completing recycling facilities provision to blocks of flats in the city which require a specific facility. It is also anticipated that some bin chute closure work will be undertaken alongside this on some maisonette blocks and will provide a complete waste disposal solution.

Balfour House **£0.845m**

The scope and purpose of the project is to undertake the Decent Homes work to Balfour House Sheltered Scheme.

The scope of work is based on the established Decent Homes standard for sheltered schemes and is consistent with work carried out on the sheltered schemes completed as part of the Decent Homes contract/s.

The work involves the conversion of 12 bedsits into 6 one-bedroom flats, the refurbishment of the existing warden's accommodation and guest room, as well as the communal kitchen, toilets and laundry room. This work is located in the first block of the scheme. In the second block work will include the refurbishment of a further 22 one bedroom flats including some minor remodelling to the existing bathrooms to make them larger and more user friendly.

The scope of work to all properties includes new kitchens, replaces the bathrooms with level access shower rooms, full re-wires, renewal of heat metering and new hot water provision through the installation of heat plates as well undertaking work to communal facilities in line with building regulations such as improvements to fire detection and emergency lighting systems where required.

The project also includes for the renewal of the existing passenger lift located in the first block which provides access to a the second floor and also the bridge link (walkway) which connects to the second block at ground level only. The existing walkway is to have an extension built on top of the existing, to create a second floor to enable full access to the second block. This additional walkway will provide full access from the new lift to the second floor of the second block which currently only accessible by two flights of stairs. The new lift will provide access to the second walkway.

Programme Management **£0.605m**

The staffing and professional support services costs incurred in the planning, management and delivery of the programme.

The project below is part of a bid to the Corporate Resource Pool and subject to additional approval:

Empty Properties **£0.120m**

This project aims to get owners to bring their privately owned empty properties back into use. This work is separate from but will complement the works carried out under the Local

Growth Fund outlined in section 6. The project aims to utilise all enforcement tools available in order to deal with the negative aspects of empty properties.

7 Helping younger, older and vulnerable people live independently. £5.737m

The projects below are in the approved capital investment programme:

Private Sector £3.305m

Disabled Facilities Grants for Owner Occupiers

This is funded by £1.4m capital grant from Government, in previous years the council has contributed £0.5m of its own resources. Due to the low level of capital receipts and other calls on this resource the match funding the council has previously provided is no longer available at this level but £0.213m has been identified as match funding. However this lower level of match funding will result in households waiting longer for adaptations in their homes and a waiting list will develop towards the latter part of the year. It could also have knock on effect on increasing the financial pressure on local health services and adult social care budgets – it is predicted that 400 disabled facility grants will be approved in the 2013/14 period and that 60% (240) of these will be prioritised as urgent. Cases are deemed urgent to avoid hospital admission. A small proportion of the total will be approvals issued for people awaiting discharge from hospital. Failure to find additional funding will see increased pressure on hospital and care services, therefore the capital receipt position will be reviewed regularly to see if it becomes possible to increase this budget during 2014/15.

Minor Works Grants

This project below is part of a bid to the Corporate Resource Pool and subject to additional approval.

This project helps the vulnerable elderly owner occupiers to remain safe, secure and healthy in their homes by funding up to £0.002m of minor repairs per grant. Approximately 125 homes will benefit for each year of £0.250m investment, relieving pressure on home care services, hospitals and care homes

Category 1 Hazards

This project below is part of a bid to the Corporate Resource Pool and subject to additional approval.

Work has commenced to integrate private rented standards into the referral pathways of health and social care partners with the primary focus to address Category 1 and 2 hazards in privately rented housing which is having a negative impact on health. We are looking to introduce a new level of risk stratification linked to occupiers/tenants health in determining level of intervention and will target action to address hazards impacting on health need and dependencies. Options for direct referrals from GP practices are being explored to improve early intervention from PHS where a patients' health condition can be attributable to poor house condition. This is an improved way of working and as such will not require a capital budget to support its initiation. However, enhanced level of case referrals together with statutory requirements for landlords to address Cat 1 and Cat 2 hazards may lead to increased enforcement activity. Budget will need to be allocated to support any default action required to address non-compliance.

Homes and Loans

The service was set up by Sheffield during 2004 to offer affordable loans instead of grants to financially vulnerable home owners living in non-decent accommodation. It continues to provide this service to all local authorities in Yorkshire and the Humber as well as Sheffield. Such loans require no monthly repayments and only become due when the property changes hands. In addition, the service administers Relocation and Empty Property loans using various funding sources, and also provides Foster Care loans (conditionally non repayable) specifically for Sheffield. The service continues to be funded entirely from non-council resources.

Currently there is no available funding in Sheffield to help financially vulnerable home owners make their homes decent. However, the Local Growth fund is supporting relocation loans in the city as part of the Arbourthorne fields redevelopment scheme.

Works In Default

The Council is under a statutory duty to take action to deal with private rented properties where there is a Cat 1 hazard or a statutory nuisance. We work with landlords to seek compliance through cooperation however where necessary we do have to resort to the service of enforcement notice. Where such notices have not been complied with the Council needs to be in a position to enforce the terms of the notice to protect the health and welfare of the tenants. The powers available to the Council include the ability to carry out work in default or prosecute landlords or do both. A capital budget is required in order to enable the carrying out of work in default. The legislation provides for the cost to be recoverable from landlords and the debt is registered as a local land charge until recovered.

House Condition Survey

The Council is under a statutory duty to consider and keep under review housing

conditions in its area, and this includes private sector housing. Private sector housing includes both owner-occupied and private rented dwellings. The purpose of carrying out a survey is to help the Council in its duty to consider and review housing conditions in its area, as well as assisting in strategic planning, future policy development and funding priorities. The information from the survey is needed for statutory government returns on the housing stock in the city.

Adaptations & Disabilities

£2.025m

Discrimination Act (DDA) in Council Homes

Since the start of the Decent Homes programme significant investment in Council housing has taken place to address any household who are in need of adaptations to allow independent living. The demand for adaptations is expected to increase given the age profile of council tenancies across the city. The Decent Homes investment does mean that many of the new bathrooms and adaptations will be able to help suppress costs and a number of initiatives to recycle stairlifts and ramps are being implemented to reduce costs. The budget will meet the demand of new requests and in 2014/15 a new contractor will be in place to deliver this work.

The Equalities Act 2010 (replaces the DDA Act) confirms that the council has a legal duty to make reasonable adjustments to its buildings, or, as the DDA describes them, 'Physical Features'.

From 2005 the council agreed the following priorities for Sheffield Homes managed accommodation:

1st priority – Housing Offices

2nd priority – Sheltered Accommodation

3rd priority – Housing Community Centres and Meeting Rooms

Work has been completed to priority 1 and 2 and work on Community Centres and estate based meeting rooms is progressing and will largely complete in early 2014/15. A review of the Council's Community Buildings Strategy which will include TARA (Tenants and Residents Association) meeting rooms/properties and concessionary lettings will complete in 2014/15 and will determine if any further investment in community buildings / facilities is necessary to comply with the requirements of the Equalities Act.

SHAW Team

£0.407m

Energy refurbishment and low carbon energy

2013/14 has been a turbulent year for national energy policy. In particular, there has been a slow consumer response to the Green Deal despite increasing pressures on the affordability of energy. Locally there continues to be a strong priority to support activity that reduces household energy bills, reduces our carbon emissions and builds stronger energy resilience. In response to this, the Sustainable Development

Service programme was re-focused during the year to give a stronger priority to the use of ECO grant ahead of the Green Deal loan mechanism, as well as work on district and community heating and locally produced renewable/low carbon energy.

The Low Carbon Pioneer and fuel poverty projects initiated last year provided some valuable lessons in how to approach this, and a high profile ECO Scheme backed by the City Council but delivered by private sector was begun in early 2014.

This major initiative will continue into 2014/15. It aims to maintain the momentum established through Sheffield's award winning 'Free Insulation Scheme' that ran to the end of 2012 and covered 80% of the city. The early focus for this ECO scheme is to:

- Promote heating improvements for low income households – free in most situations
- Start to tackle the 'hard to treat' cavities that the earlier Scheme wasn't able to, and where funding permits, insulation to accessible under-floors and 'rooms in roofs'
- Support good quality work, delivered through an approach that reduces 'cherry-picking' and a consistent service to Sheffield residents where there is currently a number of confusing initiatives.

Alongside this, the development of Planning Guidance on solid wall insulation and proposals to tackle non-traditional construction properties that require thermal efficiency improvements are a priority.

The £0.5m funding provided as seed funding for Green Deal, ECO and other energy initiatives in 2013/14 has been re-profiled to support this work over a longer period. This will act as seed funding to support the development and staffing costs that will lever in lead fees and other potential income from these activities.

Plugged in South Yorkshire

This scheme is to promote the use of electric vehicles through the installation of Rapid Electric Vehicle charging points across the sub region, including the installation of public use charge points, and through offering grants to SME's to have these charging points installed within their business premises. The scheme will also provide two electric vehicles for public use. The scheme is supported and funded via the Local Sustainable Transport Fund, and the Department for Transport. This project also has £67k of revenue funding to cover grant administration costs.

Neighbourhoods Housing Investment Programme 2014/15 to 2018/19

Preliminary Funding Streams

Funding Stream	2014/15	2015/16	2016/17	2017/18	2018/19
Funding Streams					
Resources for Investment in Council Housing					
HRA - Depreciation paid from Revenue	40,394	74,577	70,998	53,995	56,753
HRA - Additional Borrowing	0	0	0	12,900	9,200
HRA - Revenue Contribution	0	0	0	0	0
HRA RTB Receipts - assumed	0	1,400	1,400	1,500	1,800
Additional Contributions to HRA (inc CESP and Leaseholder contributions)	1,892	1,400	1,400	200	200
New Council Homes (Add Receipts)	736	3,407	2,220	4,746	3,381
HRA Prudential Borrowing	1,470	0	0	0	0
Sub Total HRA	44,492	80,784	76,018	73,341	71,334
HRA Slippage	2,284	0	0	0	0
Total HRA Resources	46,776	80,784	76,018	73,341	71,334
General Resources					
Energy Grants	0	0	0	0	0
CRP contribution to Private Sector	500	440	440	440	440
Specified Capital Grant	1,400	1,400	1,400	1,400	1,400
Sub Regional Loans	1,222	0	0	0	0
Local Growth Fund	1,140	420	494	0	0
Misc Capital Contribution	52	0	0	0	0
Asda Receipt (Chaucer)	18	18	18	350	0
Capital Receipts - Land	150	75	159	50	0
Capital Receipts - RTB RF Arb 5M's	2,877	1,753	1,005	0	0
Capital Receipts - RTB - Preserved	136	101	250	127	176
Sub Total General Resources	7,495	4,207	3,765	2,367	2,016
Non HRA Slippage	848	0	0	0	0
Total General Resources	8,343	4,207	3,765	2,367	2,016
Grand Total Resources	55,119	84,991	79,783	75,708	73,350
Programme Check Total	51,987	84,991	79,783	75,708	73,350
Variance (slippage)	3,132	(0)	0	0	0

Neighbourhoods Investment Programme 2014/15 to 2018/19

Spending	£000's 2014/15	£000's 2015/16	£000's 2016/17	£000's 2017/18	£000's 2018/19
Helping younger, older and vulnerable people to live independently	5,737	3,925	3,925	4,000	3,900
Increase the supply of new homes in the city	12,286	18,469	13,744	19,750	11,516
Make best use of the city's existing housing stock	33,964	62,597	62,114	51,958	57,934
Sub Total	51,987	84,991	79,783	75,708	73,350
<i>Slippage</i>	3,132	0	0	0	0
Grand Total	55,119	84,991	79,783	75,708	73,350
Funds	55,119	84,991	79,783	75,708	73,350
Variance	0	0	0	0	0

Appendix 5C

Neighbourhoods Investment Programme 2014/15 to 2018/19

Spending	£000's 2014/15	£000's 2015/16	£000's 2016/17	£000's 2017/18	£000's 2018/19
Investment in Council Housing	32,474	61,922	61,439	51,283	57,259
Affordable Warmth	407	0	0	0	0
Private Sector Housing	1,812	420	420	420	420
Regeneration & Renewal	12,553	17,921	13,498	19,504	11,270
Supporting Vulnerable People	3,638	3,625	3,625	3,700	3,600
Others	1,103	1,103	801	801	801
Sub Total	51,987	84,991	79,783	75,708	73,350
<i>Slippage</i>	3,132	0	0	0	0
Grand Total	55,119	84,991	79,783	75,708	73,350
Funds	55,119	84,991	79,783	75,708	73,350
Variance	0	0	0	0	0

Transport Capital Programme 2014/15

The National Context

1. The Local transport Plan (LTP) is a statutory document that sets out how transport will help support the development of the Sheffield City Region (SCR) over the next 15 years. It comprises a 15 year strategy document covering the Sheffield City Region (2011-2026), together with a series of annual capital programmes for South Yorkshire.
2. The Local Sustainable Transport Fund (LSTF) programme is designed to assist economic growth by identifying the places where transport issues are causing concerns; to facilitate travel to work in these places, where currently connectivity is poor; and to increase the attractiveness and awareness of more sustainable modes. It will target people as they make key life choices (for example moving house, changing job, obtaining employment or training). Guidance required the bid to be developed in partnership in order to have a sustainable impact and to have partners from the public, private and voluntary sectors.
3. The BBAF programme sets out specifically how public transport will help support the economic development of South Yorkshire over the next two years. The programme has three core elements - Smart Ticketing; Smart Infrastructure; and Smart Management.
4. The BB2 capital programme is a five year national pilot initiative, and is at various stages of development and delivery. The core elements are similar to other LTP, LSTF and BBAF funded work, investing in improved infrastructure to increase efficiency and reduce the cost of bus operations on a number of key corridors (thereby reducing the need for Government direct grant assistance to operators).

The Local Agenda

5. The funding streams combine to form the Council's overall transport programme. This programme will help deliver our "Vision for Excellent Transport in Sheffield", enabling people to make informed choices about the way they travel and helping transport contribute to the social, economic and environmental improvements we want to happen in the city.

6. The transport programme will reinforce the “Excellent Transport” vision by ensuring that transport contributes to achieving many of the outcomes in the Council’s Corporate Plan, and will help deliver the specific transport objectives in the Corporate Plan, namely:
 - Thriving neighbourhoods
 - Sustainable and Safe transport
 - Reducing carbon emissions
7. The transport programme also makes a significant contribution to the Council’s new Public Health role, and links to ongoing “Olympic Legacy” work via Sheffield’s National Centre for Sport and Exercise Medicine, by promoting “Active Travel” (walking and cycling).

Overview of the Programme

8. Each year, the Council delivers a programme of transport projects, funded by external funds made available nationally. The Local Transport Plan (LTP) is the main process used historically by Government and the Department for Transport (DfT) for local authorities to set out their transport strategy and for the nationwide allocation of funds for projects. Sheffield is part of the South Yorkshire Local Transport Partnership, led by the South Yorkshire Integrated Transport Authority (SYITA). Sheffield’s share of the LTP was £3.35m in 2013/14, and is expected to increase to £4.48m for 2014/15.
9. In recent years the Government has also provided other dedicated funding streams for transport initiatives for authorities to bid for according to specific guidelines. Local Sustainable Transport Fund (LSTF), Better Buses Area Fund (BBAF) and Better Bus Area (BB2) resources are now both available to the South Yorkshire Partnership following successful bids. “Pinch Point” funding has been awarded to Sheffield City Council for improvements to Penistone Road. Additional future funding opportunities include an extension to LSTF, “Green / Cleaner” Buses and Cycling initiatives.
10. The Local Sustainable Transport Fund was introduced by Government to promote sustainable transport interventions that support economic growth whilst reducing carbon emissions. The South Yorkshire LSTF programme consists of two awards, the phase 1 “Key Component” award granted in August 2011 totalling £4.98m; and the Main Bid award granted (in full) in June 2012 totalling £24.60m. Both of these awards cover a period up to 31 March 2015. Sheffield is responsible for leading

on the delivery of several of the packages of interventions on behalf of the South Yorkshire Partnership.

11. The “Better Buses Area Fund” is a two-year South Yorkshire wide programme, approved by DfT in March 2012, with £4.91m shared across the four districts and SYPTE. This is due for completion in March 2014.
12. A second “Better Bus Area” fund (BB2) was awarded to the Sheffield Bus Partnership in February 2013 in recognition of the ground-breaking Voluntary Agreement between the principal bus operators, SYPTE and the City Council that was launched in October 2012. This programme totals £18.3m spanning a five year period - £6.7m revenue activities (coordinated by SYPTE) and £11.6m capital investment. The Council is again responsible for leading on the delivery of these capital projects on behalf of the Sheffield Bus Partnership.
13. “Pinch Point” funds are another government initiative aimed at tackling congestion nationally. Sheffield submitted a bid for Pinch Point funding for improvements to Penistone Road, based on previous work aimed at improving access to employment sites along the Upper Don Valley. In May 2013, DfT awarded £3.013m for this scheme, to be used by 31st March 2015.
14. Since initial approval of the current 13/14 programme, processes and procedures relating to the interface between the capital programme and the Streets Ahead highways maintenance contract have significantly matured. This has included work on commuted sums, previously shown as a lump sum in the overall programme, and now calculated for each individual project. Details of the programme have also changed over the year so this paper provides an update on the overall make-up of the 13/14 programme.
15. The Council’s formal Capital Approval process requires full Cabinet sign-off for each funding stream programme as outlined above, and each scheme within these. The lower flexibility of some of these funding streams, and their mixed capital/revenue nature has created further complexity for delivery. This paper therefore sets out current priorities for funding allocations prior to the Council’s overall budgets being agreed early in the New Year.
16. As described above, the funding streams have different timescales of availability. This means there is a need to ensure complete spend of BBAF resources, followed by the great majority of LSTF funds, with the LTP programme forming a “balance” for other funding (because we have more local flexibility with this). The Pinch Point funds similarly must be expended by the end of March 2015, requiring good progress on design this year. Several schemes such as the Upper Don Valley cycle route

involve a combination of (for example) LSTF and LTP funds, and in these cases it is important to fully use the LSTF funds first. The “use it or lose it” nature of other funds inevitably raises the risk of LTP underspend whilst prioritising other funds. This is currently the case with the 13/14 LTP programme

17. The SYLTP partnership wishes to ensure all of the sub-region’s 2013/14 and 2014/15 funding allocations are fully spent in order to demonstrate to Government that we can deliver the programme and hence encourage the DfT to maximise future allocations for South Yorkshire.
18. Another very significant influence on timing is the Streets Ahead programme. The Council’s contractor Amey is progressing an initial five-year “core investment period” and most roads and footways in the city will be improved during this time, the works being spread across 108 “zones” to facilitate this. Maximising opportunities to dovetail funding (and therefore value for money) whilst minimising disruption is therefore now central to the priorities for the Council’s overall transport capital programme over the next five years.

Local Sustainable Transport Fund Programme

19. The nature of the LSTF bidding process means that the programme is largely fixed, the bid having been endorsed by DfT. Some limited flexibility is possible, this programme management process being coordinated by the South Yorkshire Local Transport Partnership Team, reporting to SYITA.
20. The “Key Component” Programme features four packages of interventions, totalling £4.98m over four years. These are:
 - an enhanced “wheels to work” package
 - a cycling package (both capital and revenue)
 - “Job Connector” bus services to improve access to employment
 - a behavioural change package
21. The “Main Bid” Programme totalling £24.6m over three years features:
 - the Don Valley Enterprise Corridor (goes all the way from Sheffield to Rotherham town centre and includes the Enterprise Zone around Tinsley). This includes the Sheffield – Woodhouse Key Bus Route.
 - the Barnsley Accessibility Improvement Corridor (linking the Barnsley Accessibility Zone to the North Dearne Villages of Thurnscoe, Goldthorpe and Bolton-upon-Deerne).
 - the Dearne Valley Enterprise Corridor (this covers the southern part of the Dearne valley and includes the Enterprise Zone at junction 36 of the M1).
 - the Doncaster Regeneration Corridor (which goes from Doncaster town centre towards Adwick-le-Street), and

- a county-wide “Business and Employer Sustainability Toolbox” (BEST)
22. Each of these packages has been broken down into separate strands of activity which have capital and revenue allocations for the full term of the programme and are managed and coordinated by the South Yorkshire Transport Partnership team. Appendix 6A illustrates the overall City Council input to the approved LSTF programme.

Better Buses Area Fund Programme

23. The “competitive” nature of the BBAF bidding process means that this programme was also essentially predetermined. Programme management for BBAF is coordinated by the South Yorkshire Passenger Transport Executive (SYPTe), who again have some limited discretion for flexibility, reporting to SYITA.
24. The programme has three core elements: “Smart Ticketing” (led by SYPTe); “Smart Infrastructure” including continued progress (led by the City Council) on highway improvements to the Sheffield – Mosborough key bus route and on Ecclesall Road; and “Smart Management” of Sheffield’s roads through minor highway improvements and associated Traffic Regulation Orders to ensure that existing bus lanes, bus gates, bus stop clearways, no waiting / no loading, keep clear and no waiting restrictions are all clearly understood and can be easily enforced, including the use of four relocateable enforcement cameras
25. In this final year of the BBAF programme, the City Council is leading on the delivery of projects worth £991,000. These are summarised in Appendix 6B.

The “Better Bus Area” (BB2) Programme

26. This is a similar programme to BBAF, except that it is specific to the Sheffield District as “reward” for the launch of the ground-breaking Sheffield Bus Partnership. It comprises a new five year capital and revenue programme, the capital element of which increases year-on-year with revenue decreasing. The capital programme will be to focus on further infrastructure projects that improve the reliability, punctuality and cost-effectiveness of bus services, hence contributing to passenger growth. The programme is coordinated by the PTE but delivery of most of the infrastructure projects rests with SCC

27. Appendix 6C illustrates the current summary outline programme, but early work focusses on improvements to the Chesterfield Road corridor (including remodelling Meadowhead roundabout), to Penistone Road and Barnsley Road, and to the Sheffield - Gleadless key bus corridor.
28. Infrastructure investment again needs to tie into the Streets Ahead programme to minimise disruption and maximise value-for money. Further refinement of the programme will need to be agreed through the Bus Agreement Partners initially and will then be reported to the Cabinet Member and to SYITA as appropriate.

Penistone Road Pinch Point project

29. This is a specific project designed to tackle congestion problems at four key junctions along Penistone Road, thereby improving access to key employment and regeneration sites along the Upper Don Valley. In response to the Council's bid for funds, the DfT awarded £3.013m to be spent by March 2015. The project significantly overlaps the "BB2" Penistone Road proposals and both are being designed to closely align with Streets Ahead core maintenance work planned for 2014/15. The project is listed alongside the BB2 programme in Appendix 6C.

2013/14 Local Transport Plan Programme

30. The LTP capital settlement granted to SYITA in 2013/14 provided £3.35m to the City Council. This allocation was confirmed at the SYITA meeting on 4th April 2013, the Council's Cabinet Highways Committee having approved a provisional programme on 12th December 2012. Individual schemes have then been progressed through the Council's Capital Approval Process throughout the year. A similar timescale is envisaged next year following today's report.
31. Subsequent to the December 2012 Cabinet Highways Committee, an additional £1.5m of LTP funds became available having been carried over from the previous year, leading to a total LTP programme value of approximately £5m. Appendix 6D illustrates the updated allocations for the current year's LTP programme, taking on board changes to processes and procedures relating to the Streets Ahead maintenance programme. Members are asked to note and approve these revisions.
32. A summary of the types of schemes currently being delivered in the 2013/14 LTP programme is therefore as follows:

2013/14 LTP Programme by Block Allocation	£ million
Road Safety schemes	0.965
Action linked to “Streets Ahead” Programme	1.425
Action for Pedestrians	0.551
Action for Cyclists	0.491
Traffic management schemes	0.638
Public Transport measures	0.371
LTP management, monitoring, development and other small scale initiatives	0.095
Total (£4.377m currently available)	4.420

Proposed 2014/15 Local Transport Plan Programme

33. For 2014/15, it is anticipated approximately £4.48m will be allocated for LTP Integrated Transport measures to Sheffield and subsequently endorsed by SYITA. For good programme planning purposes this now requires allocating across a number of priorities.

In the coming year, there will be a number of **commitments for continuing existing initiatives**. These include:

- Accident reduction schemes - additional funding for more schemes to improve road safety, from existing lists of known problem sites.
- 20mph speed limits outside schools and in residential areas – implementing an agreed programme of 20mph areas where needed across the city, plus associated parking restrictions such as zig-zags outside school gates. The key priority remains on reducing child casualties.
- The citywide programme of projects under the banner of “Enhancements to the Streets Ahead Programme”, including pedestrian crossings, refuge islands, school entrance schemes – focussed on the twenty zones where Amey are programmed to be working next year;
- Another city-wide programme, again linked to Streets Ahead, of smaller scale opportunities such as provision of dropped crossings, guard rails, removal of old street clutter etc. – identified jointly with Amey for each zone and with input from ward Councillors;
- Another city-wide programme, again linked to Streets Ahead, of small scale cycling opportunities;

- Cycle Routes - continued progress on a programme of on-street facilities and off-road “Green Routes”, encouraging more people to try different ways of travelling to work and adopt healthier lifestyles whilst avoiding congestion. The LTP investment also enables development work for future bids for DfT funding such as “Cycle Ambition Grant”; “Cycling Cities” etc.
 - Crookes /Nile Street pedestrian crossing - construction is planned for the summer holidays (July 2014)
 - Sheffield Bus Agreement Work –the Council’s contribution to the Bus Partnership focuses on dealing with bus hotspots and developing Key Bus Routes to help prevent buses getting stuck in congestion and hence improve reliability and increase patronage.
 - A residual contribution to the project management aspects of the Bus Rapid Transit (North) project in the Lower Don Valley, which now has approval for Government funding and is due to start on site in April 2014
 - Traffic Management schemes – including small scale traffic signal enhancements and camera enforcement schemes
 - Permit Parking schemes – continued development and implementation of this programme, building on work already done with local communities.
 - Public Rights of Way improvements – a rolling annual programme
34. 2014/15 will also see opportunities for new initiatives. These might include:
- Contributing to an emerging upgrade of the Hallam University / Knowledge Gateway area of the city centre, by investing in walking and cycle routes;
 - Jointly with the PTE, contributing to a new programme of bus stop upgrades, maximising the opportunity presented by Streets Ahead;
 - Investigating a 20 mph speed limit in the City Centre (with investigation work funded by the South Yorkshire Safer Roads Partnership)
 - Supporting East Midlands Trains in enhancing drop-off arrangements and cycle parking and access at Sheffield rail station

35. Arising from the above and recognising the overall imperative to align the Capital Programme as much possible with Amey's "core" programme, the following Programme Blocks are proposed:

Draft 2014/15 LTP Programme by Block Allocation	£ million
Road Safety schemes	0.990
Action linked to "Streets Ahead" Programme	1.500
Action for Pedestrians	0.390
Action for Cyclists	0.550
Traffic management schemes	0.470
Public Transport measures	0.460
LTP management, monitoring, development and other small scale initiatives	0.120
Total (£4.480 provisionally available)	4.480

36. The provisional detailed LTP programme for 2014/15 is set out in Appendix 6D

Relevant Implications

37. For LTP funds, the central South Yorkshire ITA cash grant will be claimed from the South Yorkshire Integrated Transport Authority as expenditure is incurred throughout the year. Agreement has been reached with South Yorkshire partners about use of LTP funds to cover the whole-life costs (commuted sums) of the new transport infrastructure constructed, the eligibility of other funding streams for this purpose is still being discussed. The LTP programme allocations stated in this report form part of the third South Yorkshire Local Transport Plan (2011-2016) which is a statutory document. It should be noted that there is pressure to use LTP to cover a greater element of client costs in delivering this capital programme due to the budgetary situation.
38. For LSTF and Better Buses Funds, the central cash grants will be claimed from the South Yorkshire Passenger Transport Executive as expenditure is incurred throughout the year.
39. A full Equality Impact Assessment has previously been undertaken for the Transport Capital Programme in December 2012. The Programme makes a clear commitment to the development of an inclusive transport system that takes into account the needs of everybody. Of particular importance is making public transport easier to access and use and the promotion of more sustainable and cheaper modes of travel. The Programme aims to provide real travel choices and alternatives, in

particularly for the more disadvantaged groups in society. Everyone is affected by transport issues, the Programme is of universal positive benefit to all regardless of sexuality, ethnicity, religion, disability, gender and age.

40. Legal Implications: SYPTA as the Transport Authority for the metropolitan district of Sheffield is responsible for improving public transport and Sheffield City Council as the Highway Authority has the responsibility for local roads and traffic management and is under a duty to enable all traffic to flow freely by making sure roads are used efficiently and with reduced congestion. SYPTA is responsible for producing the LTP and the Council is accountable for ensuring that the Network Management Duties have been successfully undertaken. The Council also has the power to take steps to meet local transport needs in the light of local circumstances together with a power to enter into partnerships with bus operators in order to support more coherent planning and delivery of local transport.
41. There are also legal aspects to the recently launched Sheffield Bus Partnership in that the Council has committed itself to contributing to a five-year “Joint Investment Plan”. The public transport programme, with details of bus-related projects listed in the appendices, forms the core of this Council commitment.

Next steps

42. Subject to agreement with the SYITA and other partners within the individually named schemes within the 2014/15 programmes will all be sought through the formal Capital Approval process.
43. The schemes outlined above will enable the Council to fulfil its statutory duties.

Appendix 6A

The 2013/14 and 2014/15 LSTF Programme:

(SCC involvement: Lead and / or Delivery)

Programme Block	Scheme	2013/14 allocation (£000's)	2014/15 allocation (£000's)
Cycling Package	• Blackburn Valley cycle route	12	0
	• Upper Don Valley Cycle Route	50	0
	• SY Bike Boost	40	40
	• SY Cycling Training	37	37
	• SY Repair and ReCycle	25	25
Behavioural Change Package	• Targetted Safer Sustainable Travel Campaigns	70	70
Don Valley Enterprise Corridor	• SYITS (South Yorkshire Intelligent Transport System)	329	221
	• Cycle Route - Lower Don Valley - SCC	388	TBC
	• Plugged In South Yorkshire (Don Valley) - SCC	106	108
	• Sheffield –Woodhouse Key Bus Route (PTE led)	605	344
Business and Employer Sustainability Toolbox (BEST) (Behavioural Change)	• ECO Academy – Eco-driving Sheffield – SRP	155	198
	• ECO Academy – Young Driver Training – SRP	138	134
	• Walkboost – workplace – SCC	302	445
	• Walkboost – Walk to work – SRP	82	62
	• Cycleboost –Park that Bike - SCC	58	47
	• Cycleboost –Workplace Dr.Bike - SCC	96	41
	• Cycleboost –Bike Leasing (Bikeboost) - SCC	244	168
	• Cycleboost –Workplace Adult training - SCC	171	91
	• Travel Training (2) - SCC (Children and Young Peoples Service)	146	101
	• SY Marketing and Communications – Safer Sustainable Travel – SRP (Safer Roads Partnership)	167	124
	• SY Marketing and Communications – Young People’s Travel Training – SRP	72	51
Total		3,293	2,300+

Appendix 6B

The 2013/14 “Better Bus Area Funds” Programme

Programme Block	Scheme	2013/14 allocation (£000's)	2014/15 allocation (£000's)
Smart Infrastructure	• Ecclesall Road Corridor	83	N/A
	• Sheffield – Mosborough Corridor	609	N/A
Smart Management			
	• Improved clarity and enforcement of peak period waiting restrictions	184	N/A
	• Improved clarity and enforcement of bus gates	115	N/A
Total		991	N/A

Appendix 6C

The 2013/14 and 2014/15 “Better Buses Area” (BB2) Programme

Programme Block	Scheme	Current 2013/14 allocation (£000's)	2014/15 allocation (£000's)
More Efficient Infrastructure	• Chesterfield Road Corridor (Meadowhead)	842	TBA
	• Chesterfield Road Corridor (Heeley area)	50	TBA
	• Penistone Road Corridor	50	TBA
	• (Penistone Road – separate “Pinch Point funding but heavily linked to BB2 programme)	900	2,113
	• North Sheffield Corridor – Phase 2	50	TBA
	• Sheffield –Gleadless Corridor	250	250
	• City Centre Urban Traffic Control Programme	50	TBA
	• Citywide Bus Hotspots	50	250
Improved Passenger Facilities	• Audio-Visual on-bus information systems	50	TBA
Total		2,292	4,500 (prov.)

Sheffield's updated 2013/14 LTP Programme, and draft proposals for 2014/15

SY Cost code	SCC BU ref	PROGRAMME BLOCK ALLOCATION	DESCRIPTION	revised 2013/14 allocation (after SYITA review Oct'13)	DRAFT Proposed 2014/15 allocation
		Public Transport Programme			
S034	94177	Ecclesall Road Smart Route Package	Package of traffic management measures, jointly funded with SYPTE and match funding LSTF – including parking management work	£57,000	£50,000
S085	93092 94445	Sheffield Bus Agreement (incl Hotspots)	SCC contribution to Sheffield Bus Partnership - focuses on dealing with bus hotspots and developing Key Bus Routes to help prevent buses getting stuck in congestion and hence improve reliability and increase patronage.	£270,000	£200,000
		Bus stop upgrades aligned to Streets Ahead work	New allocation co-funded jointly with SYPTE to maximise Streets Ahead opportunities for modification and improved accessibility	£0	£200,000
S077	93887	Sheffield Bus Rapid Transit North Contribution	Continued contribution to management of (successful) major scheme development and delivery	£44,000	£10,000
S095		Network Management Programme			
	94310	Chesterfield Road Package	final removal of bus pre-signals on Meadowhead; various other minor traffic management measures	£11,000	£40,000
	93110	Meadowhead roundabout contribution to BB2	SCC contribution to the broader network management improvements	£100,000	£50,000

		scheme	at this strategic junction		
		Traffic signals enhancements	annual programme of equipment upgrades in alignment with Amey signals maintenance work (13/14 increase funded by 12/13 carryover)	£44,000	£20,000
		Streets Ahead related revisions to waiting restrictions etc.	provision of new programme in response to continued public requests for small scale revisions of waiting restrictions (yellow lining schemes)	£10,000	£50,000
	93095	Taxi facilities	Continuing a rolling programme of schemes, including the provision of new ranks (13/14 increase funded b 12/13 carryover)	£27,000	£25,000
	94449	Driving Me Crazy	completion of previous programme, now superseded by Street Ahead related	£16,000	£0
		HGV work	Continuing the current HGV routing study and developing early measures to promote freight routes – increase needed to cover extended public liaison work	£80,000	£25,000
		City Centre coach parking study	Feasibility work to provide solution to long-term problem	£0	£10,000
S096		Inner Ring Road related measures	residual commitments – now completed	£50,000	£0
S092		SCC Permit Parking Programme	Permit Parking schemes – continued development and implementation of this programme (<i>currently £300,000 allocated against “S092” at South Yorkshire level</i>).		
	92846	Hillsboro PPS Review	No further requirement in 14/15	£70,000	£0
		TRO enforcement upgrades, equipment		£100,000	£100,000

	94366	St Vincent's / St Georges PPS		£40,000	£25,000
	92746	Upperthorpe PPS		£80,000	£25,000
		Park Hill / Atlas PPS		£10,000	£100,000
		Accessibility Programme			
S091		SCC Streets Ahead Accessibility Opportunities (small schemes)	City wide programme linked to Streets Ahead, of smaller scale opportunities such as provision of dropped crossings, guard rails, removal of old street clutter etc.	£800,000	£800,000
S097	var.	SCC Streets Ahead Accessibility Enhancements (larger schemes)	Citywide programme, including pedestrian crossings, refuge islands, school entrance schemes – focussed on the zones where Amey are programmed to be working	£625,000	£700,000
S094		SCC "Action for Pedestrians" Programme (includes Crookes/Nile St; PROWIP)	<i>(currently £530,000 allocated against "S094" at South Yorkshire level)</i>		
		Public Rights of Way Improvement Plan	Ongoing programme to fulfil statutory requirement	£120,000	£120,000
		Crookes / Nile St	pedestrian crossing - construction is planned for the summer holidays (July 2014). 13/14 spend is advanced diversions	£80,000	£250,000
		East Bank Road	Complete in 13/14	£147,000	£0
		Psalter Lane	complete	£76,000	£0
	93399	Porter Valley crossing facilities	Largely design work in 13/14	£38,000	£20,000
		Community Assemblies - Completion Programme	All carryover from 12/13 – all now commissioned	£100,000	£0

		Road Safety Programme	<i>(currently £655,000 allocated at South Yorkshire level)</i>		
S075		SCC Accident Savings Programme	Continued citywide strategy to reduce killed and seriously injured (KSIs) on the roads - from existing lists of known problem sites		£300,000
	93661	Prince of Wales Road / Greenland Road	Design making good progress (£15000)	£110,000	
	93351	Wordsworth Avenue	design only in 13/14, to enable environmental aspects to be addressed (£5000)	£115,000	
	93655	Monteney School	Substantially complete - (£90,000)	£120,000	
		KSI early action work	Contingency fund	£10,000	£10,000
	92769	Accident savings scheme development	to refine future priorities	£10,000	£10,000
	93970	Speed Indication Devices (SIDs) Programme	Rolling annual programme of devices, linked to discussions with ward Councillors	£70,000	£70,000
		School Keep Clear (SKC) Programme	Rolling programme of introducing enforceable restrictions to advisory "zig-zag markings" at schools, geared to align with 20mph work and Amey programme	£200,000	£150,000
S083	94438	road safety audit work	Work required to respond to the outcome of Stage 3 (as built) Road safety Audits	£40,000	£40,000
S087	97985	SCC 20mph Speed Limit schemes Programme	Citywide strategy to develop 20mph speed limits across local areas, aligned to Streets Ahead Programme. Sizeable ongoing programme	£300,000	£400,000
		Development of potential City Centre 20 mph speed limit	Reviewing potential funding options from South Yorkshire Safer Roads Partnership	0	£10,000
		Cycling Programme			
S098	93370	SCC Streets Ahead Cycling Enhancements	City-wide programme, again linked to Streets Ahead, of small scale cycling	£100,000	£200,000

			opportunities (late to start this year, processes now operational);		
S086		SCC other Cycling projects	Programme of both on-street and off-road routes, encouraging more people to cycle safely. Investment also enables development work for future bids for DfT funding such as "Cycling Cities" etc. (£363000 approved at SY)		
	93557	Connect 2	complete	£86,000	£0
	92741	Upper Don Valley		£80,000	£80,000
	90703	Blackburn Valley	recent progress on land issues plus surveys and development of phase 2 options	£85,000	£80,000
	92903	Lower Don Valley	Continued progress of largely off-road route; mostly funded through LSTF	£14,000	£10,000
	92913	Little Don route	Local contribution to Peak Park / Barnsley "Cycle Ambition Fund" initiative	£0	£100,000
		City Centre Signing	complete	£10,000	£0
	92872	City Centre Cycle Ring Route	will be completed this year, no funding requirement in 14/15	£100,000	£0
		Green Routes Network Development	New allocation to enable development work - includes various surveys	£20,000	£80,000
		Miscellaneous			
		Regeneration and Development Partnership activity	New Contribution to emerging "Knowledge Gateway" project - investing in walking and cycle routes	£50,000	£100,000
S076		Sheffield Air Quality Programme	Scale of next year's requirement to be confirmed	£45,000	£20,000
		TOTALS		£4,560,000	£4,480,000
		Resources available		Currently £4,377,000	Provisional £4,480,000

Property and Facilities Management Programme

The National Context

1. The main National issues impacting on the Property & Facilities Management (P&FM) capital programme are as follows:
2. The national austerity programme which has reduced central government support for both revenue and capital budgets
3. The global and national economy and its effect on property prices and development.

The Local Agenda

4. The P&FM response to issues created by the National context are described below.

The National Austerity programme

5. The Government austerity programme is reducing the central government support for both revenue and capital budgets forcing the authority to be more self-reliant. The authority's response is to both
 - Reduce the cost of its fixed cost infrastructure like buildings; and
 - Raise money for the capital programme by selling off surplus property in part created by the rationalisation of its buildings.
6. The Council is pursuing three key initiatives which should contribute to these objectives.
7. The first is the **Office Accommodation Efficiency** project (also known as the **Workstyle** project) which aims to concentrate administration staff in fewer locations, releasing accommodation that is rented or has a high disposal value. That project is well underway with previously redundant office space brought back into use in the Moorfoot building.
8. The second initiative, the **Community Investment Plan**, is ready to accelerate from 2014-15. This initiative will address the community resource centres and buildings which provide front line services. It will aim to concentrate these in

fewer locations reducing operating cost and producing a better service to users. Where possible we are working closely with other Public Sector partners to share resources and offer complementary services.

9. This capital programme report seeks authority to approve the policy and in principle funding of the programme management team to develop detailed business cases and operational plans. For that reason, the plan is described in some detail further in this appendix.
10. The third initiative is the **Asset Enhancement Programme** which, where appropriate, makes a modest investment in surplus properties to increase their value and market attraction by making them ready for development.

The Local Economy

11. The Recession makes the disposal of land and property at fair price more difficult to achieve. In order to ensure that assets that can be disposed of in the current market conditions, can be effectively processed, the service has embarked on a programme of registration of assets with the Land Registry, streamlining future asset disposals. The P&FM asset enhancement programme additionally ensures that value added measures are applied to any proposed disposal so that the best attainable market value can be achieved.
12. Development work with our other public and private partners is also being explored to lever further regeneration of several neglected areas within the City. The development of the Moor is a case in point. The Council has invested £18m in creating a new market and the private sector has created new retail units or converted vacant department store floor space into student accommodation.

What else has been achieved in 2013-14?

13. In addition to the preceding much has already been achieved in this Financial Year:
14. The long standing requirement to provide a replacement for Castle Market has now been realised. Further private sector investment on the Moor is envisaged.
15. The Council expects to complete the majority of the Workplace construction works during 2013-14 paving the way for staff to transfer in from rented accommodation.
16. The recent expiry of office accommodation leasehold interests has provided the opportunity to replace mostly poor quality accommodation totalling the equivalent of 31% of the estate allowing the Council to make substantial saving on its leasing costs and to demonstrate its ongoing commitment to sustainability through a significant reduction of its carbon footprint.

17. To complement this strategy the Council has also adopted a workplace transformation strategy. Successful implementation of Workstyle is critical to maximising the savings from our accommodation strategy. We therefore have carried out a great deal of internal work to ensure that Workstyle is deliverable; the approved standards and Human Resources policies are coherent and can be practically applied across a range of different types of team and services
18. We are now able to properly evidence the safe and efficient management of our property portfolio that will be reflected in reduced insurance premiums in the future.

The Capital Programme 2014-15

19. The key components of the 2013/14 Capital Programme are as below. Most of these projects are funded by the Corporate Resource Pool, and, in line with the recommendations in Appendix 4, approvals are only being made for one year.

Essential Infrastructure: Castle Markets de-commissioning and heritage preservation.

20. This is a long term project stretching into 2015-16 and possibly longer which aims to develop the area's historical heritage after the demolition of the old Castle Market.

Office Accommodation Efficiency Strategy (Workstyle project)

21. This a key project to reduce Council accommodation costs by introducing modern office design practice leading to a reduced demand for floor space.
22. £0.7m is included for the final part of the works in Howden House.

Essential Infrastructure: Keeping the Council's estate safe

23. £1.9m is included as a specific programme to ensure the Council's buildings are compliant with Health and Safety legislation.

Essential Infrastructure: Maintaining the Council's estate in a safe and efficient state of repair.

24. £0.9m is included for the essential refurbishment and long term maintenance of the Council's buildings, some of which are listed buildings.
25. Projects which have been identified as priorities for funding from capital receipts and are subject to approval.

Asset enhancement

26. This is to provide funding to improve the value of the Council Estate either to retain or dispose of sites and buildings at improved market values by undertaking preparatory planning or site investigation work to make them ready for development. The current projects require a further £0.6m to complete.

Voluntary Registration

27. This project is to increase the amount of council land and property formally registered with the Land Registry Service. It is an essential step to facilitating future disposals. The Capital requirement is for the costs of the Project team. This is the second of a two year programme and £0.3m is included.

Sheffield Investment fund. (SIF)

28. The SIF is a long term strategy agreed by the Cabinet to provide start-up funding for businesses creating jobs for the Sheffield workforce. There are no formal approvals at the moment and the rate at which this initiative progresses is dependent on the speed at which the Asset Enhancement programme delivers more capital receipts

Community Investment Plan (CIP)

29. The CIP vision is to deliver an optimal Local Authority Estate in the right location and in good condition, from which service to the Public can be delivered. The proposed programme below reflects a measured approach and could be accelerated if more capital was available.
 - a) Sheffield City Council currently holds approximately 1,000 operational buildings equating to almost 1,000,000m² of floor space (Gross Internal Area - GIA) and an outstanding backlog maintenance liability estimated in excess of £200m.

- b) The CIP and the Workplace Project are the focused corporate approaches being used to help resolve outstanding issues and improve the utilisation and sustainability of the operational estate.

Programme Objectives

- 30. The CIP, in alignment with the Corporate Asset Management Plan currently has the following objectives:
 - a) To adopt and reinforce the policy for Vacant Property Management
 - b) To reduce SCC's core operational estate – reduction in floor area
 - c) To decrease the organisation's property backlog maintenance liability
 - d) To provide fit for purpose and sustainable Community Facilities
 - e) To make property revenue costs as efficient as possible
 - f) To act as the catalyst for the reduction in carbon emissions and improved maintenance of buildings

Programme Scope

- 31. The CIP is working towards the rationalisation of Sheffield City Council's operational estate, this includes the properties which are used or have been used in the recent past for service delivery.
- 32. The CIP currently focuses on those properties identified through a fully encompassing asset review and area appraisals process as being an opportunity for investment and/or divestment.
- 33. Currently the CIP focuses on approximately 300 properties, or a third of the estate.

Programme Exclusions

- 34. Generally, schools and those properties which are funded and managed separately for educational purposes are excluded from the scope of this work.
- 35. Those properties already identified within separate strategies or projects, for example the core office estate identified within the scope of the Workplace Project (Office Accommodation strategy) arising from the SCC Accommodation Strategy and Libraries pending the outcome of the service review.

Programme Structure & Governance

36. A Programme Board will lead the strategic implementation of the programme.
37. The board will meet in a six weekly cycle and involve the Cabinet Member for Finance and Resources and his advisor to maintain the link previously established with Members.
38. A work-stream group will be used for each strategic delivery plan in order to formulate an appropriate approach to the defined property solutions and develop business cases for such.
39. Property Forum and Asset Management Group will continue to be used for cross organisational communication with respect to the development of property solutions and business cases.
40. The Strategic Property and Capital Investment Group, linking into the Capital Programme Group will be used to approve the property and operational aspects of business cases for the proposed property solutions.
41. In accordance with set procedures, finance approval will be sought at Capital Programme Group prior to recommendation to Cabinet.
42. Consultation through Portfolio Leadership Teams, Directors of Business Strategy, Finance Business Planning and the Executive Management Team will continue as and when is required or requested throughout the programme.

Implications

43. In summary, a total of approximately £5.5m capital funding is required, £1.08m of capital funding is already earmarked from the Corporate Resource Pool from other approved or submitted projects including £180k pre programme approved enabling works and £900k for the re-provision of Spring Street Kennels.
44. £4.4m of capital receipts are anticipated to be realised from surplus property disposals and a resultant net £130k revenue surplus will be created from Year 4. Recognising the Council's straightened financial position, a key principle of the programme is that it should be self-funded with minimal external support. Each investment will be funded either from capital receipts raised by earlier programme sales or revenue budget savings.

45. A major component of the financial model is resolving inherited revenue pressures of property running costs, in Year 1 alone this is currently forecasted at -£475,950 which is substantially reduced by offsetting this with the created revenue surplus through the delivery of property solutions.
46. These financials are assumed on the proviso that budgets are successfully adjusted to allow any surplus or pressure to be captured by the CIP financial model. To allow this, all stakeholders must buy-in to the proposed property solutions and this needs to be anticipated within the business planning process.
47. Assuming both interest charges/accruals and valuation yield applied to year 4 and onwards net revenue surplus of 5%, the programme shows return on cost of 49.82%.
48. In summary, of the ~300 properties within scope it is anticipated that there will be a 50,000m² reduction in floor area (29%) and a £9.4m reduction in property backlog maintenance liability (45%).
49. An Equality Impact Assessment (EIA) has been completed and demonstrates that implementation of this programme will have a positive impact on the City with no negative implications envisaged.

The Outcomes of the Property Capital Programme

50. The key property objectives that underpin delivery of the outcomes of the Corporate Plan are as follows:
 - a) Ensuring that property is in a condition appropriate to use and need, safe and compliant with legislation and suitable and sufficient for the services delivered.
 - b) Ensuring that all possible cross-cutting opportunities are realised both within the Council and with other public bodies. (Asset Rationalisation, Community Investment Plan)
 - c) Gathering, maintaining and updating key property information.
 - d) Emphasising the importance of facilities management as integral to good estate management.
 - e) Maximising capital value, taking into account local priorities.
 - f) Maximising income from our commercial estate.

- g) Releasing latent value in surplus property for reinvestment.
- h) Rationalising assets that do not support the Corporate Plan
- i) Pursuing centralisation of all property related budgets to enable corporate prioritisation of property expenditure.

51. The relationships between these objectives and our corporate priorities are illustrated in table 1 below.

Property Objective	1	2	3	4	5	6	7	8	9
Corporate Objective									
Competitive Economy	X	X	X	X	X	X	X	X	X
Better Health	X	X		X					
Successful Children	X	X	X	X	X		X	X	
Social Inclusion	X	X	X	X	X		X	X	
Safe Communities	X	X	X	X	X		X	X	
Great Place to Live	X	X	X	X	X	X	X	X	
Environmentally Responsible	X	X	X	X	X		X	X	X
Vibrant City	X	X	X	X	X	X	X	X	X

Sustainability

52. The impact on sustainability of our built environment is immense both in terms of the resources required to build and maintain our assets and the energy requirements of running them. Our approach to sustainability therefore emphasises both the efficiency and moral benefits of reducing their estates energy consumption and carbon footprint.
53. Recent capital building programmes across the Council have taken the opportunity to incorporate sustainable elements into all aspects of design, construction and supply chain. Whilst these measures realise significant benefits even after a decade of high level capital investment in our buildings much of the existing stock is still long standing stock with poor energy performance.
54. The measures to reduce the carbon emissions and deliver sustainability in this rump estate can be classified into a number of strands.

55. Firstly priority is being given to the implementation of policies to deliver more efficient utilisation of existing assets. A key component of P&FM's asset management strategy is the introduction of active workplace management.
56. Informed by its asset management database and linked to the Community Investment Programme to deliver efficient use of space and will remove buildings with poor energy performance. Our Accommodation Strategy has already illustrated how removal of surplus space can significantly improve the Council's energy consumption performance:

Option	CO ₂ tonnes per year – all fuels	% reduction in CO ₂ from current position	Kg of CO ₂ per m ² of floor space	Carbon Reduction Commitment cost per year at a starting price of £12/tonne
Current Position	6571	0	87	£72K
Retain Moorfoot	3362	-49%	90	£35K
Lease Balance	3021	-54%	87	£33K
New Build Balance	2554	-61%	73	£28K

57. Additionally the energy performance and construction information that we hold informs the choice of future capital investment energy efficiency measures that can be retrofitted into our retained stock.

Appendix 8

Summary of 2014/15 Capital Projects by Portfolio

2014-15 Approved Capital Programme

Values in £'000s	Prior Years Actual	Expenditure					Total
		2013- 2014	2014- 2015	2015- 2016	2016- 2017	2017-	
Resources	6,209	15,109	3,853	-	-	-	25,171
CYPF	216,328	38,036	20,799	6,784	154	168	282,269
Communities	4,025	2,068	992	-	-	-	7,085
Place	25,256	27,669	14,208	7,827	66	-	75,026
Place: Housing Programme	267,078	46,345	55,119	84,991	79,783	149,057	682,373
Place: Highways	12,827	12,177	6,347	40	-	-	31,391
Total	531,722	141,405	101,319	99,642	80,003	149,225	1,103,316

THIS PAGE IS INTENTIONALLY LEFT BLANK

RESOURCES

Values in £'000s	Project Start	Project End	Approval Status	Expenditure					Total	
				Prior Year Actual	Current Year Outturn	2014-2015	2015-2016	2016-2017		2017-
BUSINESS INFORMATION SOLUTIONS										
^OFFICE ACCOMMODATION										
^OFFICE ACCOM EFFICIENCIES										
^OFFICE ACCOM EFFICIENCIES										
^WORKSTYLING										
90120 - MOORFOOT	APR 2010	MAR 2015	Approved - Active	3,019	4,905	51				7,975
90132 - CITY CENTRE CIVIC ACCOM	JUN 2012	APR 2013	Approved - Active	35	(35)					(0)
90133 - HOWDEN HOUSE ACCOMM STRATEGY	SEP 2011	MAR 2015	Approved - Active	37	297	716				1,050
90140 - PROJECT DELIVERY COSTS	APR 2013	MAR 2015	Approved - Active	99	1,401					1,500
90141 - IT WORKSTREAMS	APR 2013	MAR 2015	Approved - Active		480					480
TRANSPORT										
^TRANSPORT SERVICES										
^TRANSPORT SERVICES										
90138 - VEHICLE & PLANT EFFICIENCY 13-	JAN 2013	MAR 2014	Approved - Active		1,790					1,790
^PROPERTY AND FACILITIES MANAG										
^CIVIC ACCOMMODATION										
^CIVIC ACCOMMODATION										
^TOWN HALL										
90101 - TOWN HALL ROOF & MASONRY REP	APR 2011	MAR 2014	Approved - Active	592	166					758
90102 - TOWN HALL ELECTRICAL	APR 2011	MAR 2014	Approved - Active	569	83					652
90111 - TOWN HALL LIFTS	APR 2011	MAR 2014	Approved - Active	113	287					400
^P&FM CAPITAL SCHEME										
^P&FM CAPITAL SCHEME										
^P&FM CAPITAL SCHEME										
CENTRAL TRANSPORT										
90026 - ANNS GROVE YOUTH FACILITIES (Q00021)	JAN 2008	JAN 2014	Approved - Active		250					250
^ENVIRONMENTAL PROGRAMME										
Q00008 - Environmental Programme	APR 2011	MAR 2013	Approved - Active		100					100
^DISABLED ACCESS										
94383 - CITY ROAD CREM ACCESS (Q00006)	NOV 2011	NOV 2012	Approved - Active	22	26					48
Q00006 - PROVISION OF DISABLED ACCESS	APR 2010	MAR 2014	Approved - Active		270					270
EMERGENCY RISK MITIGATION										
94414 - REIGNHEAD FARM EMERG REPAIRS (Q00003)	JUL 2012	OCT 2012	Approved - Active	70	2					71
97891 - CITY ROAD BELL TOWER (Q00003)	APR 2012	SEP 2012	Approved - Active	145	65					210
^OTHER INFRASTRUCTURE										
94132 - CITY CENTRE PAVING	SEP 2010	MAR 2014	Approved - Active	116	10					126
^OTHER										
90020 - VOLUNTARY REGISTRATION	JUN 2013	MAR 2015	Approved - Active		216	259				475
90025 - LOCALITY HUB STRATEGY	APR 2010	APR 2014	Approved - Active		414	7				421
92356 - MILLENIUM GALLERY LIFE CYCLE	APR 2010	MAR 2015	Approved - Active	343	160	60				563
92439 - INVESTMENT IN RATIONALISATION	JUN 2011	OCT 2013	Approved - Active	14	37					51
92444 - TOTLEY SPORTS PAVILLION	JUL 2011	OCT 2013	Approved - Active	190	7					197
93976 - ASBESTOS REMOVAL	APR 2010	MAR 2014	Approved - Active	65	29					94
94412 - FIRERISK ASSESSMENT PROGRAMME (Q00004)	APR 2010	OCT 2013	Approved - Active	45	163					208

RESOURCES

Values in £'000s	Project Start	Project End	Approval Status	Expenditure					Total
				Prior Year Actual	Current Year Outturn	2014-2015	2015-2016	2016-2017	
94459 - MILLHOUSES MILL BUILDINGS	MAY 2012	JAN 2014	Approved - Active	114	14				128
97599 - PATH RESURFACING PROGRAMME (Q00007)	APR 2010	MAR 2015	Approval Requested	252	30	174			456
Q00065 - CBT/Woodhouse/Tannery Lodge	APR 2012	MAR 2014	Approved - Active		450				450
*ROOF RENEWAL									
90139 - KELHAM ISLAND MUSEUM ROOF (Q000073)	MAY 2013	MAR 2015	Approved - Active		80	56			136
90142 - ABBEYFIELD HOUSE ROOF (Q000001)	SEP 2013	SEP 2014	Approved - Active		168	20			188
90143 - CITY ROAD CEMETERY ROOF (Q000073)	JAN 2014	DEC 2014	Approval Requested		7	123			130
90144 - ABBEYDALE IND HAM-STRUCT DEF (Q000003)	DEC 2013	DEC 2014	Approved - Active		148	8			156
97976 - HUTCLIFFE WOOD ROOF (Q000001)	JUN 2011	OCT 2011	Approved - Active	93	6				99
*FIRE SAFETY MANAGEMENT									
90017 - FIRE STRATEGY WORKS	JAN 2013	JUL 2014	Approved - Active	13	325	12			350
90027 - STANFORTH-DARNALL FRA WORKS (Q000073)	DEC 2013	MAR 2015	Approval Requested		1,060	40			1,100
*ALLOTMENT INVESTMENT									
90024 - ALLOTMENT INVESTMT PROG 13-14 (Q000002)	APR 2013	MAR 2014	Approved - Active		50				50
Q00002 - ALLOTMENTS INVESTMENT PROGRAMME	APR 2010	MAR 2014	Approved - Active		50				50
*COUNCIL PROP ESTATE									
90018 - COMMERCIAL ESTATE INVESTMENT	NOV 2012	OCT 2013	Approved - Active	88	15				103
COMMUNITY BLDGS TEAM									
97941 - CBT WINCOBANK COMMUNITY BLDG	APR 2012	MAR 2015	Approval Requested	39	42	196			276
Q00021 - COMMUNITY BLDGS MAINT/BACKLOGH&S	APR 2006	MAR 2015	Approval Requested		40	246			286
*LIBRARIES									
90114 - CENTRAL LIBRARY ROOF (Q000010)	FEB 2011	OCT 2013	Approved - Active	136	2				138
94362 - BROOMHILL LIBRARY	JAN 2012	DEC 2014	Approved - Active	0	300				300
Q00010 - CENTRAL LIBRARY	APR 2010	MAR 2014	Approved - Active		124				124
ASBESTOS SCHEMES									
ASBESTOS SCHEMES									
ASBESTOS SCHEMES	APR 2011	MAR 2014	Approved - Active		150				150
Q00050 - ASBESTOS SCHEMES									
HEALTH & SAFETY COMPLIANCE									
HEALTH & SAFETY COMPLIANCE									
HEALTH & SAFETY COMPLIANCE									
HEALTH & SAFETY COMPLIANCE									
HEALTH & SAFETY COMPLIANCE									
Q00073 - HEALTH & SAFETY COMPLIANCE	DEC 2012	MAR 2015	Approval Requested		928	1,886			2,814
Total				6,209	15,109	3,853	-	-	25,171

CHILDREN, YOUNG PEOPLE & FAMILIES

	Values in £'000s	Project Start	Project End	Approval Status	Expenditure						Total	
					Prior Year Actual	Current Year Outturn	2014-2015	2015-2016	2016-2017	2017-		
^BASIC NEED PROVISION												
^CAPITAL DELIVERY UNIT												
^PRIMARY POPULATION GROWTH												
^EXTENSION												
^EXTENSION	Q00061 - Basic Need - Pop'n Growth - Phs 2	APR 2011	MAR 2016	Approved - Active		-	4,884	2,000				6,884
^PRIMARY POPULATION GROWTH 2												
^EXTENSION												
^EXTENSION	90678 - POP'N GROWTH PHS 2 - F&DESIGN	JAN 2008	MAR 2014	Approved - Active	176	184						360
^MAINLINE PROGRAMME												
^CAPITAL PROGRAMME												
^DEVELOPMENT												
^DEVELOPMENT	90731 - NEW PMY - NORTH EAST 1 (Q00061)	NOV 2012	DEC 2014	Approved - Active	5	3,625	2,150					5,780
	90732 - NEW PMY - NORTH EAST 2 (Q00061)	NOV 2012	DEC 2014	Approved - Active	5	3,565	1,980					5,550
	90748 - NEW PRIMARY NORTH EAST (3) (Q00061)	NOV 2013	SEP 2014	Approved - Active		30						30
^BSF												
^CAPITAL DELIVERY UNIT												
^WAVE 4												
^REFURB												
^REFURB	90615 - BENTS GREEN	NOV 2009	MAY 2014	Approval Requested	13,414	194						13,608
	90618 - FIR VALE EXPANSION	AUG 2010	MAR 2014	Approval Requested	4,624	48						4,672
	90619 - PARKWOOD	APR 2010	MAR 2014	Approval Requested	19,788	(86)						19,703
	90620 - KING EDWARDS (UP)	APR 2010	MAR 2014	Approval Requested	19,792	174						19,966
	90622 - CITY	APR 2010	MAR 2014	Approval Requested	23,228	438						23,666
	90623 - STOCKSBRIDGE	APR 2010	APR 2014	Approval Requested	18,924	603						19,527
	90624 - BIRLEY	MAY 2010	MAR 2014	Approval Requested	19,241	537						19,778
	90625 - HANDSWORTH GRANGE	OCT 2010	MAR 2014	Approval Requested	11,763	3,756						15,519
	90626 - NOTRE DAME	MAR 2011	MAR 2014	Approval Requested	9,290	4,021						13,311
	90627 - ADD'L PUPIL PLACES(SECONDARY)	MAR 2011	MAR 2015	Approved - Active	467	1,072	1,419					2,958
^FEES												
^FEES	90613 - SCC INTERNAL PROG. COSTS - W4	JAN 2010	NOV 2014	Approval Requested	3,407	292	100					3,799
	90614 - LEP BUSINESS PLAN - W4	MAR 2010	MAR 2018	Approval Requested	1,429	279	124	14	24	18		1,888
	90639 - SCC CONTRACT COSTS - W4	JAN 2008	APR 2018	Approval Requested	2,143	1,105	979	249	130	150		4,757
^NEW BUILD												
^NEW BUILD	90617 - MYERS GROVE	JAN 2010	SEP 2013	Approval Requested	29,710	(15)						29,695
	90621 - BRADFIELD	APR 2010	MAR 2014	Approval Requested	2,605	94						2,700
^CAPITAL MAINTENANCE												
^P&FM CAPITAL SCHEME												
^PRIMARY PRIORITISATION PROG												
^REFURB												
^REFURB	90685 - PMY MAINT.STRUCT -CLASP (Q00060)	SEP 2011	MAR 2013	Approved - Active	224	56						280

CHILDREN, YOUNG PEOPLE & FAMILIES

Values in £'000s	Project Start	Project End	Approval Status	Expenditure					Total
				Prior Year Actual	Current Year Outturn	2014-2015	2015-2016	2016-2017	
90686 - PMY MAINT. BMG (Q00060)	JUL 2011	OCT 2013	Approved - Active	926	74				1,000
90688 - PMY MAINT. HEATING - HALFWAY JR (Q00060)	AUG 2011	OCT 2013	Approved - Active	562	1				563
90690 - PMY MAINT. ELEC - GREYSTONES (Q00060)	AUG 2011	OCT 2013	Approved - Active	443	23				466
90691 - PMY MAINT. EMERGENCY WORKS (Q00060)	JUL 2011	OCT 2013	Approved - Active	265	135				400
90692 - PMY MAINT. CONDICTION MGT (Q00060)	JUL 2011	OCT 2013	Approved - Active	1,014	166				1,181
90717 - PMY MAINT. HEATING - LYDGATE J (Q00060)	APR 2012	MAR 2014	Approved - Active	543	370				913
90718 - PMY MAINT. REWIRE-DORE PR (Q00060)	APR 2012	MAR 2013	Approved - Active	938	22				960
90719 - PMY MAINT. - WINDOW PROG (Q00060)	APR 2013	MAR 2014	Approved - Active	387	500				500
90720 - PMY MAINT. - ROOF PROG (Q00060)	APR 2013	MAR 2014	Approved - Active	500	500				500
90721 - PMY MAINT - KITCHENS-HUCKLOW (Q00060)	JUL 2012	MAR 2014	Approved - Active	156	34				189
90722 - PMY MAINT. - WCS (Q00060)	APR 2012	MAR 2014	Approved - Active	298	160				459
90723 - PMY MAINT. HM&E - ABBEY LANE (Q00060)	JUL 2012	MAR 2014	Approved - Active	411	645				1,056
90724 - PMY MAINT. HEATING - DOBCROFT J (Q00060)	JUL 2012	MAR 2015	Approved - Active	11	481	7			500
90725 - PMY MAINT. ELEC - HALLAM PMY (Q00060)	JUL 2012	MAY 2013	Approved - Active	115	636	9			760
90728 - PMY MAINT - KITCHENS-RIVELIN (Q00060)	JUL 2012	OCT 2013	Approved - Active	217	25				242
90730 - CAP MAINT. - RADON EXTRACTION	SEP 2012	APR 2014	Approval Requested	17	-	33			50
90738 - PMY MAINT. HEATING - BANKWOOD (Q00060)	APR 2013	MAR 2015	Approved - Active	749	749				749
90739 - PMY MAINT. HEATING-PHILLIMORE (Q00060)	APR 2013	MAR 2014	Approved - Active	619	619	8			628
90740 - PMY MAINT STRUCT-PHILLIMORE (Q00060)	APR 2013	MAR 2014	Approved - Active	296	4	4			300
90741 - PMY MAINT ELEC - WISEWOOD (Q00060)	APR 2013	APR 2014	Approved - Active	380	5	5			385
90742 - PMY MAINT ELEC - LIMPSFIELD (Q00060)	APR 2013	APR 2014	Approved - Active	405	7	7			411
90743 - FRA WORKS PROGRAMME (Q00060)	APR 2013	MAR 2014	Approved - Active	950	950				950
90750 - NORFOLK COMMUNITY HEATING (Q00060)	DEC 2013	NOV 2014	Approval Requested	208	208	10			218
90754 - CARFIELD PRIMARY BOILER REPLAC (Q00060)	NOV 2013	JAN 2014	Approval Requested	240	240				240
Q00060 - Building Maintenance - Primary Prioritisation Pgm	APR 2011	MAR 2016	Approved - Active	-	-	4,369			4,369
^CAPITAL DELIVERY UNIT									
^PRIMARY CAPITAL PROGRAMME									
^EXTENSION									
^EXTENSION									
90430 - OWLER BROOK PCP	APR 2009	MAR 2014	Approved - Active	3,656	94				3,750
^NEW BUILD									
^NEW BUILD									
90547 - WOOLLEY WOOD NEW BUILD	JAN 2010	MAR 2014	Approved - Active	7,323	27				7,350
^MAINLINE PROGRAMME									
^REFURB									
^REFURB									
90479 - POST IMPLEMENTATION	APR 2010	MAR 2014	Approved - Active	269	2				270
^CHILDRENS COMMISSIONER									
^SPECIAL EDUCATIONAL NEEDS									
^CYP OTHER SCHEMES									
^EQUIPMENT									
90548 - SCHOOLS ACCESS INITIATIVE	APR 2010	MAR 2014	Approved - Active	1,263	149				1,411
^SHORT BREAKS FOR CHILDREN									
^CHILDRENS COMMISSIONER									
^CYP OTHER SCHEMES									
^CYP OTHER SCHEMES									
^AHC									
90694 - SHORT BREAKS	SEP 2011	MAR 2014	Approved - Active	104	329				433
^OTHER CYP SCHEMES									

CHILDREN, YOUNG PEOPLE & FAMILIES

Values in £'000s	Project Start	Project End	Approval Status	Expenditure					Total
				Prior Year Actual	Current Year Outturn	2014-2015	2015-2016	2016-2017	
^P&FM CAPITAL SCHEME ^SERVICE DISTRICTS ^REFURB ^REFURB 90407 - SHARROW JUNIOR SCHOOL (Q00054)	DEC 2010	DEC 2014	Approved - Active	479	21				500
^CAPITAL DELIVERY UNIT ^MAINLINE PROGRAMME ^CYP OTHER SCHEMES ^INFRASTRUCTURE 90352 - HIGHWAYS - FORGE VALLEY	APR 2010	MAR 2014	Approved - Active	2,416	371				2,787
^CHILDREN & FAMILIES ^CYP OTHER SCHEMES ^DEMOLITIONS ^CYP OTHER SCHEMES 90705 - WISEWOOD SCHOOL DEMOLITION 90706 - TALBOT SCHOOL DEMOLITION	SEP 2011 SEP 2011	APR 2014 MAR 2014	Approved - Active Approved - Active	141 111	26 8				167 118
^CHILDRENS COMMISSIONER ^CYP OTHER SCHEMES ^INVEST TO SAVE 90704 - FOSTER CARER HOUSING ENHANCE	SEP 2011	APR 2015	Approved - Active	122	678	400			1,200
^CAPITAL RECEIPT ^CAPITAL DELIVERY UNIT ^MAINLINE PROGRAMME ^CYP OTHER SCHEMES ^INFRASTRUCTURE 90361 - BSF PH1 - INFRASTRUCTURE ^EQUIPMENT 90672 - WISEWOOD SPORT CENTRE (Q00053)	JAN 2008 NOV 2010	MAR 2014 MAR 2014	Approved - Active Approved - Active	3,706 200	331 15				4,037 215
^DEVOLVED FORMULA CAPITAL ^CAPITAL DELIVERY UNIT ^MAINLINE PROGRAMME ^CYP OTHER SCHEMES ^CYP OTHER SCHEMES 90448 - SF DEVOLVED CAPITAL 2011-12	APR 2011	MAR 2017	Approved - Active	6,194	2,753	2,454			11,402
^SINGLE CAPITAL POT ^P&FM CAPITAL SCHEME ^CHILDREN'S HOMES ^REFURB ^REFURB 90555 - CHILDRENS HOMES	APR 2010	OCT 2013	Approved - Active	505	106				611
^CAPACITY, PLANNING & DEVELOPM ^MAINLINE PROGRAMME ^CAPITAL PROGRAMME ^DEVELOPMENT 90554 - ASBESTOS REMOVAL	APR 2010	OCT 2013	Approved - Active	1,509	1				1,509

CHILDREN, YOUNG PEOPLE & FAMILIES

Values in £'000s		Expenditure							Total
Project Start	Project End	Approval Status	Prior Year Actual	Current Year Outturn	2014-2015	2015-2016	2016-2017	2017-	Total
^DEVELOPMENT									
90713 - PPG2 - HILLSBOROUGH PRIMARY (Q00061)	JAN 2012	Approved - Active	649	11					660
90714 - PPG2 - ACRES HILL PMY (Q00061)	DEC 2011	Approved - Active	76	409					485
90715 - PPG2 - OUGHTBRIDGE PMY (Q00061)	MAY 2013	Approved - Active	0	413					414
90729 - TINSLEY JNR INTERNAL REMODEL (Q00061)	OCT 2013	Approved - Active		210					210
90733 - INTAKE PMY - MOBILE REPLACE	FEB 2014	Approved - Active	32	229					261
90734 - NORFOLK PARK PMY REPLACEMENT	MAR 2014	Approved - Active		1,314	2,764	152			4,230
90735 - STANNINGTON I MOBILE REPLACE	SEP 2015	Approved - Active		130					130
90736 - HUNTERS BAR - MOBILE REPLACE (Q00060)	OCT 2014	Approved - Active		630					630
90737 - GLEADLESS PRIMARY - REBUILD (Q00061)	NOV 2013	Approved - Active		460	1,840				2,300
90746 - GREYSTONES EXPANSION (Q00061)	JUN 2013	Approved - Active		30					30
90747 - HALLAM RECONFIGURATION (Q00061)	SEP 2014	Approved - Active		30					30
90749 - WYBOURN EXPANSION (Q00061)	SEP 2014	Approved - Active		30					30
90751 - STOCKSBRIDGE - MOBILE REPLACE (Q00060)	NOV 2013	Approved - Active		40	260				300
90752 - NETHER GREEN - MOBILE REPLACE (Q00060)	JAN 2014	Approved - Active		24	166				190
90753 - LONGLEY - TWO CLASSROOM EXTN (Q00061)	SEP 2014	Approved - Active		40	360				400
^OTHER CAPITAL SCHEMES									
^MECHANICAL									
90709 - H,M & E DESIGN	NOV 2011	Approved - Active	332	318					650
^UNALLOCATED									
^MECHANICAL									
94461 - PMY MAINT HEATING - STRADBROKE	MAR 2014	Approved - Active	951	262					1,212
^LOCAL DELIVERY									
^CHILDRENS COMMISSIONER									
^EXTENDED SCHOOLS									
^NEW BUILD									
LOCAL GROWTH FUND PROJECTS									
90716 - GRACE OWEN NURSERY	MAR 2012	Approval Requested	27	31	837				895
^CYP OTHER SCHEMES									
^CYP OTHER SCHEMES									
^OTHER									
90744 - FEL CAPITAL (Q00075)	SEP 2013	Approved - Active		1,035					1,035
Total			216,328	38,036	20,799	6,784	154	168	282,269

COMMUNITIES

Values in £'000s	Project Start	Project End	Approval Status	Expenditure					Total					
				Prior Year Actual	Current Year Outturn	2014-2015	2015-2016	2016-2017		2017-				
^LEARNING DISABILITIES ^P&FM CAPITAL SCHEME ^ESTATES STRATEGY ^ESTATES STRATEGY ^ESTATES STRATEGY COMMUNITY SERVICES 97041 - SHORT BREAKS CO-LOCATION ^LIBRARIES ^LIBRARIES ^LIBRARIES 93939 - PARSON CROSS LIBRARY PROJECT CARE AND SUPPORT ^CARE & SUPPORT ^PERFORMANCE & RESOURCES ^PERFORMANCE & RESOURCES ^PERFORMANCE & RESOURCES 97037 - ICT INFRASTRUCTURE (Q00013) 97044 - MOBILE WORKING SOLUTIONS (Q00013) 97045 - SAP PROJECT (Q00013) ^CC CAPITAL SCHEMES CC CAPITAL SCHEMES ^OTHER CAPITAL SCHEMES ^OTHER SCHEMES CC CAPITAL SCHEMES 97051 - HURLFIELD VIEW EXTENSION 97054 - BOLEHILL/NORBURY DEMOLITIONS ^CARE & SUPPORT ^OTHER CAPITAL SCHEMES ^OTHER SCHEMES CC CAPITAL SCHEMES 97042 - PCT/SCC-RECONFIG.ACCOMM.STRAT	JUN 2012 OCT 2013	MAR 2014	Approved - Active Approved - Active	85 2,392	15 47	195 296 96	175	230	992	4,025	-	-	-	7,085
Total														

PLACE

Values in £'000s	Project Start	Project End	Approval Status	Expenditure						Total		
				Prior Year Actual	Current Year Outturn	2014-2015	2015-2016	2016-2017	2017-			
^MOOR MARKETS												
^MOOR MARKET												
90126 - MOOR MARKET SERVICE YARD	SEP 2011	MAR 2015	Approved - Active	292	486	12					789	
94402 - NEW MARKET DEVELOPMENT	MAR 2012	MAR 2015	Approved - Active	5,495	11,720	21					17,237	
^ASSET ENHANCEMENT												
^ASSET RATIONALISATION												
^ASSET RATIONALISATION												
90011 - ABBEY-BANNERDALE ASSETENHANCE (Q00070)	SEP 2012	MAR 2014	Approved - Active	59	211						270	
90013 - FORMER KING ECBERT'S SCHOOL (Q00070)	DEC 2012	MAR 2014	Approved - Active	91	89						180	
90015 - WESTFIELD ASSET ENHANCEMENT	JAN 2013	MAR 2014	Approved - Active	44	232						276	
90016 - OWLTHORPE ASSET ENHANCEMENT	JAN 2013	MAR 2015	Approved - Active	32	196	221					449	
90019 - BANNERDALE ASSETENHANCE	DEC 2012	JUN 2014	Approved - Active	25	876	373					1,273	
00070 - NON OFFICE ASSET RATIONALISATION	MAR 2012	MAR 2014	Approved - Active		158						158	
^OFFICE ACCOMMODATION												
^OFFICE ACCOM EFFICIENCIES												
^OFFICE ACCOM EFFICIENCIES												
^ASSET RATIONALISATION												
90029 - BANNERDALE SERVICE RELOCATION	DEC 2013	MAR 2014	Approved - Active		200						200	
NEW RETAIL QUARTER												
^NRQ												
NEW RETAIL QUARTER												
NEW RETAIL QUARTER												
94439 - NEW RETAIL QUARTER CPO	APR 2011	MAR 2014	Approved - Active	4,888	5,112						10,000	
^ASSET MANAGEMENT PLANS												
^ASSET RATIONALISATION												
^ASSET RATIONALISATION												
^MGT & SUPPORT												
90031 - CIP FEASIBILITY & DESIGN	APR 2014	MAR 2016	Approval Requested		-	77					100	
^CULTURE & ENVIRONMENT												
CITY CENTRE MANAGEMENT												
^OTHER												
^OTHER												
^OTHER												
94120 - M1 GATEWAY PUBLIC ART PROJECT	MAR 2014	SEP 2016	Approval Requested		15	135					500	
94457 - WOMEN OF STEEL	OCT 2011	SEP 2015	Approval Requested	25	53	5			65		82	
^BEREAVEMENT SERVICES												
^OTHER												
^OTHER												
91515 - HG ARBATE HUTCLIFFE WOOD (Q00047)	JAN 2011	OCT 2014	Approved - Active	2,117	27						2,145	
^COM OF SPORT/CULTURAL TRUSTS												
^LEISURE ACTIVITIES												
^SPORT STRATEGY												
^SIV FACILITIES												
94100 - SLC DEMOLITION (Q00005)	APR 2013	MAR 2015	Approved - Active		105						105	
94101 - DVS DEMOLITION (Q00005)	APR 2013	JUN 2014	Approved - Active		201						250	
94105 - GRAVES NCSEM PROJECT (Q00005)	APR 2014	MAR 2016	Approval Requested		-	500					1,000	

PLACE

Values in £'000s	Project Start	Project End	Approval Status	Expenditure					Total
				Prior Year Actual	Current Year Outturn	2014-2015	2015-2016	2016-2017	
94106 - DVS ASSET ENHANCEMENT (Q000005) ^OTHER OPERATORS	NOV 2013	MAR 2014	Approved - Active		332				332
94102 - RE-OPENING OF WOODBOURN (Q000005)	APR 2013	DEC 2013	Approved - Active		345				345
94104 - ACTIVE NORTH PROJECT ^CULTURE	NOV 2013	JAN 2016	Approval Requested		80	2,500	4,520		7,100
^SHEF THEATRES TRUST									
94103 - LYCEUM CAPITAL REFURBISHMENT ^PARKS & COUNTRYSIDE	APR 2014	MAR 2015	Approved - Active		-	500			500
^PLAYBUILDER									
^CORE									
93882 - CHAPELTOWN PARK PLAYGROUND	NOV 2009	AUG 2012	Approved - Active	214	10				224
93986 - BURNINGREAVE REC PLAYBUILDER	MAY 2009	MAR 2014	Approved - Active	312	7				319
93992 - RIVELIN VALLEY PLAYBUILDER	APR 2012	MAR 2014	Approval Requested	284	26				310
^OTHER PARKS PROJECTS									
^OTHER PARKS PROJECTS									
SHEPHERD WHEEL ^DEVELOPMENT	MAR 2008	OCT 2013	Approved - Active	1,057	32				1,089
93930 - SHEPHERD WHEEL									
93402 - LOWFIELD PRO FIT	APR 2013	MAR 2014	Approved - Active		116				116
93413 - BRADWAY OPEN SPACE	JAN 2013	APR 2014	Approved - Active		15				15
94378 - SHEAF VALLEY PARK / SOUTH ST	MAY 2010	OCT 2013	Approved - Active	923	79				1,001
94380 - MANOR FIELDS TODDLER PLAY	AUG 2011	APR 2015	Approved - Active	5	91	51			146
94451 - MANOR FIELDS UPLIFT PROJECT	SEP 2011	MAR 2014	Approved - Active	4	20				24
94453 - MANOR FIELDS KICKABOUT AREA	SEP 2011	OCT 2013	Approved - Active		9				9
94470 - URBAN NATURE PARKS	OCT 2013	APR 2019	Approval Requested		58		389		750
94471 - DOUGLAS ROAD	NOV 2013	APR 2014	Approved - Active		25				25
97946 - PARKWOOD SPRINGS CYCLE TRACK ^CHARITABLE	APR 2011	OCT 2013	Approved - Active	110	4				114
93881 - NORFOLK PARK DRAINAGE SCHEME ^CORE	JAN 2008	AUG 2012	Approved - Active	245	65				310
91568 - TREE MANAGEMENT	APR 2008	MAR 2014	Approved - Active	772	8				780
93401 - GRAVES PARK INCLUSIVE PLAY	JUN 2010	APR 2014	Approved - Active	239	11				250
93404 - ARBOURTHORNE PLAYGROUND	JAN 2012	JUN 2013	Approved - Active	48	95				143
93408 - ENDCLIFFE PARKOUR	JUL 2013	AUG 2015	Approved - Active		15	23			38
93409 - ECCLESFIELD PARK PLAYGROUND	AUG 2012	JUN 2014	Approved - Active		25				25
93410 - ANGRAM BANK PARK IMPROVEMENTS	AUG 2012	JUN 2015	Approved - Active		-	39			39
93411 - RUSKIN PARK IMPROVEMENTS	OCT 2012	JUL 2013	Approved - Active	5	12				17
93412 - CROOKES VALLEY PARKS	FEB 2013	MAY 2014	Approved - Active		60	7			67
94000 - SCHOOL PLAYGROUND PROGRAMME	APR 2011	OCT 2013	Approved - Active	320	10				330
94121 - WINCOBANK HILL PHASE 1	JAN 2010	MAR 2017	Approved - Active	32	15	1	1		50
94390 - WOODLAND MGMT FOR BIRDS EM	JUL 2010	MAR 2014	Approved - Active	102	24				126
94391 - WOODLAND MGMT FOR BIRDS YH	JUL 2010	MAR 2015	Approved - Active	69	18	14			101
94415 - MEERSBROOK PARK MUGA	APR 2011	OCT 2013	Approved - Active	105	1				105
94464 - HACKINTHORPE SKATE & BMX	AUG 2012	OCT 2013	Approval Requested	3	43				46
94465 - HOLLINSEND MUGA	SEP 2012	DEC 2013	Approval Requested	10	85				94
94466 - WOODLANDS S106	JUL 2013	NOV 2014	Approved - Active		42	21			63
94468 - CHELSEA PARK IMPROVEMENTS	SEP 2013	MAY 2014	Approved - Active		4	15			19
94469 - WINCOBANK HILL PHASE 2	OCT 2013	NOV 2014	Approved - Active		17	50			67

PLACE

Values in £'000s	Project Start	Project End	Approval Status	Expenditure					Total	
				Prior Year Actual	Current Year Outturn	2014-2015	2015-2016	2016-2017		2017-
97896 - FIRTH PARK BOATING LAKE	JUN 2010	OCT 2013	Approved - Active	233	10				243	
97947 - DARNALL NEIGHBOURHOOD PARK	JAN 2011	OCT 2013	Approved - Active	138	9				147	
LOCAL GROWTH FUND PROJECTS										
94397 - PARK HILL GREEN LINKS	NOV 2012	JUN 2015	Approved - Active	17	181	154	30		381	
94463 - CLAY WOOD GREEN LINKS	SEP 2012	JUN 2015	Approved - Active	35	239	196	42		513	
ESTATES STRATEGY										
97895 - NIAGARA WEIR LANDSCAPING	MAY 2010	JUN 2011	Approved - Active	49	4				53	
CREATIVE SHEFFIELD										
^A LEGI										
^A LEGI										
^A LEGI										
90117 - MDC - ALISON CRESCENT	APR 2010	OCT 2013	Approved - Active	967	1,533				2,500	
90118 - ANNS GROVE (Q00021)	DEC 2011	DEC 2013	Approved - Active	445	510				955	
Total				25,256	27,669	14,208	7,827	66	-	75,026

Housing Programme

	Project Start	Project End	Approval Status	Expenditure						Total
				Prior Year Actual	Current Year Outturn	2014-2015	2015-2016	2016-2017	2017-	
Values in £'000s										
^REGENERATION & DEVELOPMENT SE										
HOUSING STRATEGY CAPITAL										
^COMMISSIONED CAPITAL SCHEMES										
^REGENERATION										
^LIVING WITH NATURE (CHS)										
97573 - LWN - GRAMMER STREET	JUL 2011	JUN 2014	Approved - Active		3					3
97574 - LWN - PHILADELPHIA GARDENS	JUL 2011	JUN 2014	Approved - Active		15					15
97575 - LWN - JERICHO STREET	JUL 2011	JUN 2014	Approved - Active		2					2
97576 - LWN - EDWARD STREET	JUL 2011	JUN 2014	Approved - Active		2					2
^CITY WIDE										
97398 - PARK GRANGE DRIVE DEMOLITION	APR 2011	MAR 2014	Approved - Active	5	74					79
^SOUTH										
97271 - SWAN COMMISSIONED	JAN 2008	JUN 2014	Approval Requested	3,123	313	108				3,544
97294 - PARKHILL DEMOLITION SHM (STH)	APR 2008	MAR 2017	Approved - Active	2,617	317	242	114	114		3,404
97412 - BALFOUR (Q00069)	APR 2012	MAR 2015	Approved - Active		30	845				875
97413 - SWEENEY (Q00069)	JUN 2012	MAR 2016	Approved - Active	26	75	153				406
97414 - ARBOURTHORNE 5M'S REFURB (Q00069)	APR 2013	MAR 2018	Approved - Active		467	1,803		898		4,242
97435 - LTE'S REPAIRS AND REFURB CHS	AUG 2013	MAR 2015	Approval Requested		10	471				481
^VULNERABLE PEOPLE										
^COMMUNITY CARE & SUPPORT										
97267 - IMPROVING ACCESS TO MTG ROOM	APR 2010	MAR 2018	Approval Requested	630	149	55	200	200		1,434
^HMR										
^NORTH										
97226 - SKINNERTHORPE SHM (EAST)	MAR 2008	MAR 2014	Approved - Active	7,290	152					7,443
^SOUTH										
97295 - ARBOURTHORNE 5M'S SHM (STH)	APR 2008	MAR 2014	Approved - Active	2,092	(0)					2,092
^RETAINED CAPITAL SCHEMES										
^OTHER SCHEMES										
^PROGRAMME MANAGEMENT COSTS										
97321 - PROGRAMME MANAGEMENT COSTS GF	JAN 2008	MAR 2019	Approval Requested	10,165	590	498	498	196	392	12,339
97348 - HRA PROGRAMME MANAGEMENT	JAN 2008	MAR 2019	Approval Requested	2,222	605	605	605	605	1,210	5,852
^REGENERATION										
LOCAL GROWTH FUND PROJECTS										
97241 - CHAUCER PUBLIC REALM	APR 2010	JUL 2014	Approved - Active	237	564					801
97429 - LTE'S PURCHASE & REPAIR	APR 2013	MAR 2015	Approval Requested		484	1,943				2,426
97433 - DARNALL SHOP FRONTS	MAR 2014	MAR 2015	Approved - Active		30	270				300
97437 - SPITAL HILL SHOP FRONTS	NOV 2013	MAR 2015	Approval Requested		30	270				300
^CITY WIDE										
97282 - PARK HILL (STH)	JAN 2009	MAR 2015	Approval Requested	9,591	326	121				10,037
97341 - CENTRALISED CLEARED SITES	JAN 2008	MAR 2016	Approved - Active	101	1					102
97434 - CROSS HOUSE ENABLING WORK	JUL 2013	SEP 2013	Approved - Active		3					3
97550 - COUNCIL HOUSE NEW BUILD PROG	APR 2013	MAR 2015	Approval Requested		2,118	1,382				3,500
^NORTH										
90136 - CHAUCER SQUARE MAINTENANCE	JAN 2009	DEC 2030	Approved - Active	16	18	18				438
97038 - CHAUCER PS ACTIVATION	NOV 2011	MAR 2014	Approved - Active	12	23					35
97279 - CHAUCER PUBLIC ARTS	APR 2011	JUL 2014	Approved - Active	19	95					114
97974 - PARK GRANGE DRIVE DEMOS	APR 2012	MAR 2014	Approved - Active	3	18					21

HOUSING

Housing Programme

	Project Start	Project End	Approval Status	Expenditure						Total	
				Prior Year Actual	Current Year Outturn	2014-2015	2015-2016	2016-2017	2017-		
^SOUTH											
97340 - SWAN	JAN 2008	MAR 2015	Approval Requested	7,957	541	79	1,871	1,731		8,576	
97350 - ARBOURTHORNE 5MS	APR 2013	MAR 2018	Approved - Active		515	2,606				6,723	
97365 - NORFOLK PARK COMMUNITIES INITI	APR 2010	MAR 2015	Approval Requested	5	-	29				34	
HOUSING RETAINED SCHEMES BUDGETS											
000067 - HOUSING RETAINED SCHEMES BUDGETS	APR 2011	MAR 2019	Approval Requested		-	4,108	14,741	10,786	30,523	60,159	
^VULNERABLE PEOPLE											
^COMMUNITY CARE & SUPPORT											
97334 - DISABLED GRANTS	JAN 2008	MAR 2019	Approval Requested	14,503	1,994	1,614	1,400	1,400	2,800	23,711	
^ENERGY & DISTRICT HEATING											
^ENERGY & ENVIRONMENTAL INITIA											
92825 - CNG REFUELLING INFRASTRUCTURE	NOV 2011	MAR 2014	Approved - Active	63	149					211	
93022 - PLUGGED IN (SOUTH) YORKSHIRE	MAY 2012	MAR 2015	Approval Requested		96	214				310	
^AFFORDABLE WARMTH											
97426 - LOW CARBON PIONEER CITIES	OCT 2012	MAR 2014	Approved - Active	185	43					227	
97430 - FUEL POVERTY PROJECT	JAN 2013	MAR 2014	Approved - Active	139	199					338	
97432 - ENERGY PROGRAMME - GREEN DEAL	JAN 2008	MAR 2015	Approved - Active		145	355				500	
^HMR											
^NORTH											
97211 - SKINNERTHORPE SCC (EAST)	APR 2008	MAR 2014	Approved - Active	6,738	35					6,773	
^SOUTH											
97217 - TINSLEY CENTRE	JAN 2008	MAR 2014	Approved - Active	1,105	6					1,110	
97315 - CASTLEBECK SAFE AND SECURE	JAN 2008	MAR 2014	Approved - Active	275	54					329	
^SHEFFIELD PSH PROGRAMME											
97200 - HOUSE CONDITION SURVEY	APR 2009	MAR 2015	Approved - Active	119	-	100				219	
97222 - PSH EMPTY PROPERTIES	JAN 2008	MAR 2019	Approval Requested	1,105	117	198	120	120	240	1,900	
97333 - MINOR WORK GRANTS	JAN 2008	MAR 2019	Approval Requested	715	215	429	250	250	500	2,358	
97390 - PSH WORKS IN DEFAULT	APR 2010	MAR 2015	Approval Requested	21	11	90				122	
^DELEGATED CAPITAL SCHEMES											
^VULNERABLE PEOPLE											
^COMMUNITY CARE & SUPPORT											
97371 - SHELTERED LIFTS NEW INSTALL	JAN 2008	MAR 2017	Approved - Active	536	-	99				634	
^ADAPTATIONS											
97147 - ADAPTATIONS	APR 2010	MAR 2019	Approval Requested	37,102	2,055	2,151	2,025	2,025	4,300	49,657	
^OTHER INVESTMENT IN COUNCIL H											
^COMMUNITY CARE & SUPPORT											
97131 - ALMO ASBESTOS SURVEYS	APR 2010	MAR 2019	Approval Requested	5,901	257	250	210	210	430	7,258	
97269 - EMERGENCY DEMOLITIONS	JAN 2008	MAR 2019	Approval Requested	478	80	80	50	50	100	838	
000069 - HRA Capital Projects (Non DH)	APR 2011	MAR 2019	Approval Requested		-	2,188	24,596	28,777	69,785	125,346	
^HEATING PROGRAMME											
97127 - OBSOLETE HEATING	APR 2010	MAR 2019	Approval Requested	15,009	4,500	6,500	5,500	5,500	6,300	43,309	
97264 - HEALTH & SAFETY ENHANCE PROG	APR 2010	MAR 2019	Approval Requested	2,763	148	150	150	150	300	3,661	
97404 - HEATING BREAKDOWNS (Q00069)	APR 2012	MAR 2019	Approval Requested	1,998	1,800	1,800	1,800	1,800	2,000	11,198	
97405 - INSULATION (COUNCIL HSG) (Q00069)	APR 2012	MAR 2019	Approval Requested	68	50	250	1,007	1,000	1,825	4,200	
97408 - NEW HEATING INSTALLATIONS (Q00069)	APR 2012	MAR 2018	Approved - Active	167	230	474	473	473	473	2,291	
97409 - RECYCLING ROLL-OUT (Q00069)	SEP 2012	JUN 2014	Approved - Active	390	153					543	
97416 - COMM HTG - PIPEWORK RENEWAL (Q00069)	APR 2013	MAR 2016	Approved - Active		-	375				375	
97417 - COMM HTG - PLANT ROOMS (Q00069)	MAY 2013	MAR 2015	Approval Requested		176	39				215	
97418 - PITCHED ROOFING & ROOFLINE (Q00069)	JUL 2013	MAR 2019	Approved - Active		32	10,549	19,476	18,227	26,548	74,832	

Values in £'000s

Housing Programme

Values in £'000s	Expenditure						Total			
	Project Start	Project End	Approval Status	Prior Year Actual	Current Year Outturn	2014-2015		2015-2016	2016-2017	2017-
97419 - FLAT ROOFING (Q00069)	APR 2013	MAR 2019	Approved - Active		40	2,573	3,251	2,674	30	8,568
97427 - CORNHILL CONCERGE	SEP 2012	MAR 2014	Approved - Active	-	201	57				201
97438 - GOING LOCAL - NORTH WEST CCTV	NOV 2013	MAR 2015	Approval Requested		15	830	1,751	1,350		72
97638 - COMPARTMENTALISATION - FS	APR 2010	MAR 2017	Approval Requested	142	769	350				4,842
97968 - LIFT MAINTENANCE & REPAIR	APR 2011	MAR 2019	Approval Requested	768	350	1,366	350	350	750	2,918
97989 - SPRINKLERS - FIRE SAFETY (Q00069)	JUL 2013	MAR 2015	Approved - Active		10					1,376
^DECENT HOMES										
^ENERGY & ENVIRONMENTAL INITIA										
97830 - EP NORTH AREA	APR 2010	MAR 2016	Approved - Active	361	12	294	1			667
97831 - EP NORTH WEST	APR 2010	MAR 2016	Approval Requested	441	467	205	0			1,113
97832 - EP EAST	APR 2010	MAR 2016	Approval Requested	142	42	711	0			895
97833 - EP CENTRAL	APR 2010	MAR 2016	Approved - Active	374	4	90	450			917
97834 - EP SOUTH EAST	APR 2010	MAR 2016	Approved - Active	455	57	661	333			1,506
97835 - EP SOUTH WEST	APR 2010	MAR 2016	Approved - Active	1,437	57	307	1			1,803
97836 - EP SHELTERED	APR 2010	MAR 2016	Approved - Active	84	93	35	0			211
97837 - EP DOOR ENTRY WORKS	APR 2010	MAR 2016	Approved - Active	23	20	20	45			107
^DECENT HOMES										
97114 - DH COMMUNITY HEATING	APR 2010	MAR 2014	Approved - Active	8,460	(0)					8,460
97126 - SHARROW ALMO WORKS	JAN 2008	MAR 2015	Approved - Active	70,009	3,500	100				73,609
97139 - LANSLOWNE AND HANOVER CLADDING	JAN 2008	MAR 2015	Approval Requested	11,571	1,379	50				13,000
97263 - DECENT HOMES VACANTS WORK	JAN 2008	MAR 2014	Approved - Active	13,505	162					13,667
97266 - LEASEHOLDER CHARGES	APR 2010	MAR 2016	Approved - Active	1,574	485	181	178			2,417
97956 - SPRINGWATER HOUSE (Q00045)	APR 2011	MAR 2017	Approved - Active	1,681	162					1,843
97959 - NEWGATE CLOSE (Q00045)	JAN 2008	MAR 2017	Approved - Active	888	379					1,267
97961 - DH - METERING (Q00045)	JUN 2011	MAR 2017	Approval Requested	33	261	2,289	2,300	878		5,761
97962 - DH - UTILITIES (Q00045)	APR 2011	MAR 2015	Approved - Active	349	350	11				710
97963 - DIGITAL CALL OFF CONTRACT (Q00045)	APR 2011	MAR 2014	Approved - Active	181	8					189
97966 - PARK VIEW (Q00045)	APR 2011	MAR 2017	Approved - Active	1,311	155					1,466
^EAST										
97808 - STREAM 2-K27, K29 & K30	JAN 2008	MAR 2014	Approved - Active	3,778	16					3,794
97958 - EAST - BURNINGREAVE (Q00045)	APR 2011	MAR 2014	Approved - Active	2,558	1,096					3,654
^NORTH										
97977 - NORTH - NEW PARSON CROSS (Q00045)	APR 2011	MAR 2015	Approved - Active	1,359	11,165					12,524
97979 - DH WORKS - NON ESTATE PROP (Q00045)	APR 2011	MAR 2014	Approved - Active	397	163					560
^SOUTH										
97400 - SOUTH EAST (SH) (Q00045)	APR 2012	MAR 2014	Approved - Active	2,701	1,391					4,093
97402 - DH KINSEY ROAD (Q00045)	APR 2012	MAR 2014	Approval Requested	1,314	479					1,793
97403 - DH ERNEST COPLEY (Q00045)	APR 2012	MAR 2014	Approval Requested	735	184					919
97957 - SOUTH WEST - ABBEY BROOK (Q00045)	APR 2011	MAR 2014	Approved - Active	2,353	1,475					3,828
HOMES & LOANS										
HOMES & LOANS										
^RING FENCED FUNDS HAL										
97394 - HULL - HUMBER SUB REGION HAL	JAN 2008	MAR 2015	Approval Requested	438	402	535				1,375
97395 - NE LINCOS - SUB REGION HAL	APR 2010	MAR 2014	Approved - Active	216	230					445
97428 - SHEFFIELD HAL	OCT 2012	MAR 2014	Approved - Active		80					80
^RHB LOANS										
97150 - RHB LOANS HAL	JAN 2008	MAR 2016	Approval Requested	1,740	175	575				2,490
^WEST YORKSHIRE RF RHB LOANS										
97355 - BRADFORD - WY SUB REGION HAL	APR 2010	MAR 2015	Approval Requested	210	51	150				411

HOUSING

Housing Programme

	Values in £'000s	Project Start	Project End	Approval Status	Expenditure						Total	
					Prior Year Actual	Current Year Outturn	2014-2015	2015-2016	2016-2017	2017-		
^EMPTY PROPERTY LOANS 97501 - EP LOANS HULL 97502 - EP NORTH EAST LINC		APR 2013 APR 2013	MAR 2015 MAR 2015	Approved - Active Approved - Active		100 250	100 122					200 372
Total					267,078	46,345	55,119	84,991	79,783	149,057	682,373	

TRANSPORT & HIGHWAYS

Values in £'000s		Expenditure							Total
Project Start	Project End	Approval Status	Prior Year Actual	Current Year Outturn	2014-2015	2015-2016	2016-2017	2017-	
^TRANSPORT & HIGHWAYS									
^STREETS AHEAD CLIENT									
^HIGHWAYS MAINTENANCE									
^HIGHWAYS MAINTENANCE									
^BRIDGES AND STRUCTURES									
94351 - WOODSEATS RD RAILWAY GR RECON									
^TTAPS									
^GENERAL TRANSPORT & HIGHWAYS									
^ROAD SAFETY									
^SCHOOL SAFETY SCHEMES									
93655 - MONTENEY PRIM SCL WORDSWORTH									
^GENERAL TRANSPORT & HIGHWAYS									
^GENERAL TRANSPORT & HIGHWAYS									
90708 - ATTERCLIFFE HGV SIGNING									
93363 - NIRR ARCHAEOLOGY									
93860 - PARKING ENFORCEMENT EQUIPMENT									
97988 - CCTV PARKING ENFORCEMENT									
^LTP DEVELOPMENT AND MANAGEMENT									
93104 - STREETS AHEAD OPPTS SE SHEFFIELD									
93105 - STREETS AHEAD OPPTS NW SHEFFIELD									
93106 - STREETS AHEAD OPPTS SW SHEFFIELD									
93350 - STREETS AHEAD OPPORTUNITIES									
93370 - STREETS AHEAD RELATED CYCLING PROG									
^STRATEGIC CYCLING									
90703 - BLACKBURN VALLEY CYCLE ROUTE									
92913 - LITTLE DON LINK (CYCLE ROUTE)									
^STRATEGIC PUBLIC TRANSPORT									
^ECCLESALL ROAD SMART ROUTE									
97986 - TRAFFIC CONTROLLER UPGRADES (Q00062)									
^BETTER BUSES									
^BETTER BUSES									
^PUBLIC TRANSPORT (LOCAL)									
93110 - BB2 CHESTERFIELD RD KBR									
93111 - BB2 NORTH SHEFFIELD 2 KBR									
93112 - BB2 SHEFFIELD GLEADLESS KBR									
93114 - BB2 PENISTONE ROAD KBR									
93116 - PENISTONE RD PINCH POINT									
^COUNTYWIDE LTP SCHEMES									
^CONGESTION & NETWK MAN									
SYTS									
93356 - SYITS ANPR OPN & DEV									
^QUALITY OF LIFE									
^CYCLING ACTION PLAN									
92903 - LOWER DON VALLEY CYCLE ROUTE									
93364 - HANDSWORTH-WAVERLY CYCLE LINK									
^SAFER ROADS									
^WORST FIRST EDUC & TRAINING									
JAN 2009	SEP 2012	Approval Requested	1,438	184					1,622
MAR 2011	OCT 2013	Approved - Active	12	85					97
SEP 2011	MAR 2014	Approved - Active	19	19					19
AUG 2012	MAR 2015	Approved - Active	50	50	50				150
OCT 2013	MAR 2014	Approved - Active	142	142					142
JUN 2012	MAR 2014	Approved - Active	165	130					295
APR 2013	MAR 2014	Approved - Active		150					150
JUN 2013	MAR 2014	Approved - Active		150					150
JUN 2013	MAR 2014	Approved - Active		150					150
AUG 2012	OCT 2013	Approved - Active	11	114					125
JUL 2013	MAR 2018	Approval Requested		100					100
OCT 2011	OCT 2013	Approved - Active	208	86					294
NOV 2013	MAR 2015	Approved - Active		40	410				450
JAN 2012	OCT 2013	Approved - Active	46	44					90
DEC 2013	DEC 2017	Approved - Active		843					843
DEC 2013	DEC 2017	Approved - Active		50					50
DEC 2013	DEC 2017	Approved - Active		245					245
DEC 2013	DEC 2017	Approved - Active		50					50
NOV 2013	JUN 2015	Approved - Active		383	3,508	40			3,931
SEP 2011	MAR 2014	Approved - Active	181	199					380
NOV 2012	MAR 2015	Approved - Active	15	110	225				350
JUL 2012	MAR 2014	Approved - Active	1	49					50

TRANSPORT & HIGHWAYS

Values in £'000s	Project Start	Project End	Approval Status	Expenditure					Total
				Prior Year Actual	Current Year Outturn	2014-2015	2015-2016	2016-2017	
93024 - SAFETY CAMERAS A61 ^CYCLING ACTION PLAN	JAN 2011	OCT 2013	Approved - Active	1	2				3
93349 - LTP CYCLE PARKING ^SHEFFIELD LOCAL TRANS PLAN	NOV 2011	MAR 2015	Approved - Active	46	29				75
^ROAD SAFETY ^ACCIDENT SAVING SCHEMES	APR 2012	MAR 2014	Approval Requested	828	100				928
93661 - PO WALES RD/MAINRD/GREENLAND J ^DANGER REDUCTION SCHEMES	APR 2012	OCT 2013	Approved - Active	10	76				86
94438 - RS AUDITS & SCHEME COMPLETION ^INNOVATIVE TRAFFIC CALMING	APR 2011	OCT 2013	Approved - Active	250	52				301
93632 - SCHOOL KEEP CLEAR REVIEW (Q00062) 97985 - CITYWIDE 20MPH ZONE (Q00062) ^SCHOOL SAFETY SCHEMES	APR 2012	MAR 2014	Approval Requested	223	223				223
93351 - CHAUCER SCHOOL WORDSWORTH AVE 93354 - GREENHILL SCH GREENHILL PKY ^ACCESSIBILITY	APR 2012	OCT 2013	Approval Requested	138	300				438
91662 - PUBLIC RIGHTS OF WAY ^GENERAL TRANSPORT & HIGHWAYS	APR 2011	MAR 2014	Approved - Active	348	110				458
93095 - TAXI RANK IMPROVEMENTS STREETS AHEAD ENHANCEMENTS	JAN 2008	MAR 2014	Approval Requested	70	24				94
93043 - ZONE A04 93044 - ZONE A05 93045 - ZONE A11 93046 - ZONE B17 93047 - ZONE B57 93048 - ZONE A08 ACCESSIBILITY 93049 - ZONE A06 ACCESSIBILITY 93050 - NE ACCESSIBILITY 93052 - SE ACCESSIBILITY 93053 - SW ACCESSIBILITY ^CYCLING ACTION PLAN	APR 2013	MAR 2014	Approval Requested	240	240				240
92741 - PENISTONE RD. LIVESEY-LOWTHER 92872 - HANOVER WAY(CYCLE RING ROUTE) 93656 - N D TRAIL - UPPER DON WALK ^SUSTAINABLE MODES OF TRAVEL (Q00037) ^COMMUNITY ASSEMBLIES LTP	APR 2013	MAR 2015	Approval Requested	25	25				25
93044 - ZONE A05 93045 - ZONE A11 93046 - ZONE B17 93047 - ZONE B57 93048 - ZONE A08 ACCESSIBILITY 93049 - ZONE A06 ACCESSIBILITY 93050 - NE ACCESSIBILITY 93052 - SE ACCESSIBILITY 93053 - SW ACCESSIBILITY ^CYCLING ACTION PLAN	APR 2013	APR 2014	Approval Requested	100	100				100
93046 - ZONE B17 93047 - ZONE B57 93048 - ZONE A08 ACCESSIBILITY 93049 - ZONE A06 ACCESSIBILITY 93050 - NE ACCESSIBILITY 93052 - SE ACCESSIBILITY 93053 - SW ACCESSIBILITY ^CYCLING ACTION PLAN	APR 2013	MAR 2015	Approval Requested	10	10	60			70
93048 - ZONE A08 ACCESSIBILITY 93049 - ZONE A06 ACCESSIBILITY 93050 - NE ACCESSIBILITY 93052 - SE ACCESSIBILITY 93053 - SW ACCESSIBILITY ^CYCLING ACTION PLAN	APR 2013	MAR 2014	Approval Requested	24	24				24
93049 - ZONE A06 ACCESSIBILITY 93050 - NE ACCESSIBILITY 93052 - SE ACCESSIBILITY 93053 - SW ACCESSIBILITY ^CYCLING ACTION PLAN	SEP 2013	DEC 2014	Approval Requested	129	129				169
93050 - NE ACCESSIBILITY 93052 - SE ACCESSIBILITY 93053 - SW ACCESSIBILITY ^CYCLING ACTION PLAN	SEP 2013	DEC 2014	Approval Requested	30	30				30
93050 - NE ACCESSIBILITY 93052 - SE ACCESSIBILITY 93053 - SW ACCESSIBILITY ^CYCLING ACTION PLAN	OCT 2013	MAR 2018	Approval Requested	16	16	125			141
93053 - SW ACCESSIBILITY ^CYCLING ACTION PLAN	OCT 2013	MAR 2018	Approval Requested	16	16	125			141
92741 - PENISTONE RD. LIVESEY-LOWTHER 92872 - HANOVER WAY(CYCLE RING ROUTE) 93656 - N D TRAIL - UPPER DON WALK ^SUSTAINABLE MODES OF TRAVEL (Q00037) ^COMMUNITY ASSEMBLIES LTP	JAN 2008	OCT 2013	Approved - Active	238	195				432
92712 - COMMUNITY ASS - NORTH ^NORTHERN	OCT 2012	OCT 2013	Approved - Active	31	105				136
92713 - COMMUNITY ASS - NORTH EAST ^CENTRAL	JUL 2011	OCT 2013	Approved - Active	192	27				220
92711 - COMMUNITY ASS - CENTRAL ^EAST	APR 2012	OCT 2013	Approved - Active	88	15				103
92714 - COMMUNITY ASS - EAST ^SOUTH EAST	JAN 2010	OCT 2013	Approved - Active	304	18				322
92708 - COMMUNITY ASS - SOUTH EAST	JAN 2010	OCT 2013	Approved - Active	421	39				460
	JAN 2010	OCT 2013	Approved - Active	316	17				333
	JAN 2010	OCT 2013	Approved - Active	417	138				555
	APR 2009	OCT 2013	Approved - Active	415	42				457

TRANSPORT & HIGHWAYS

	Values in £'000s		Expenditure									
	Project Start	Project End	Approval Status	Prior Year Actual	Current Year Outturn	2014-2015	2015-2016	2016-2017	2017-	Total		
^SOUTH												
92709 - COMMUNITY ASS. - SOUTH	JAN 2010	OCT 2013	Approved - Active	398	74							472
^SOUTH WEST												
92710 - COMMUNITY ASS. - SOUTH WEST	JAN 2010	OCT 2013	Approved - Active	378	37							415
^CONGESTION (LOCAL)												
^DRIVING ME CRAZY SCHEMES												
94449 - DMC-PARKWAY	APR 2012	MAR 2014	Approved - Active	87	7							94
^PERMIT PARKING SCHEMES												
94144 - NORTH GEN HOSP PER PARK SCHEME	JAN 2013	DEC 2013	Approved - Active	21	29							50
^MISCELLANEOUS												
^LTP OTHER INITIATIVES												
94445 - BN962 BUS AGREEMENT	JUN 2011	MAR 2015	Approved - Active	141	473	132						745
^MAJOR SCHEMES LTP												
^PENISTONE ROAD SMART ROUTE												
92746 - UPPERTHORPE & NETHPPP SCHEME	JAN 2009	OCT 2013	Approved - Active	221	46							268
^BUS RAPID TRANSIT (NORTH)												
93887 - BRT NORTH	JAN 2008	SEP 2015	Approved - Active	2,120	2,973							5,093
^STRATEGIC CONGESTION												
^CHESTERFIELD ROAD CONGESTION												
94310 - A61 CHESTERFIELD RD ROUTE PI	JAN 2011	OCT 2014	Approval Requested	81	39							120
^MEADOWHALL ROAD CONGESTION TA												
97982 - HG V ROUTING STRATEGY (Q00062)	JUL 2011	MAR 2014	Approved - Active	81	107							188
^MIDDLEWOOD ROAD CONGESTION TA												
92846 - PERMIT PARKING: HILLSBOROUGH	JAN 2008	OCT 2013	Approved - Active	336	70							406
^STRATEGIC PUBLIC TRANSPORT												
^ECCLESALL ROAD SMART ROUTE												
94177 - ECC RD SMART RT-PHASE 1 CAM RI	MAR 2012	OCT 2013	Approved - Active	92	22							114
94180 - ECC RD SMART RT-PH 3-BENTS GR	JAN 2008	OCT 2013	Approved - Active	65	44							109
94181 - ECC RD SMART RT-PH 4-MOORE ST	JAN 2009	OCT 2013	Approved - Active	253	133							386
94185 - ECC RD SMART RT-PH 8-RUST-NEIL	JAN 2008	OCT 2013	Approved - Active	59	44							103
^SHEFFIELD TO WOODHOUSE KEY RO												
94202 - KEY BUS RTE: SHEFF-WOODHOUSE	JUL 2012	MAR 2015	Approved - Active	22	549	1,290						1,861
^MANCHESTER ROAD CONG TARGET												
94311 - A57/MCESTER/NLEST/CRDPEDIMP	JAN 2012	DEC 2014	Approved - Active	69	101	176						346
^STRATEGIC ACCESSIBILITY												
^STRATEGIC CYCLING												
93399 - PEAK PARK ANNIVY ROUTE XINGS	JUL 2012	APR 2014	Approved - Active	0	30							30
93557 - SUSTRANS:CONIN2-HALFWAY-KILL	JAN 2009	MAR 2014	Approval Requested	1,989	40							2,029
^CONGESTION & NETWK M/AN												
^SYITS CONTROL SYSTEMS												
93877 - DON VALLEY SYITS	FEB 2013	MAR 2015	Approved - Active	47	130	80						257
^PERMIT PARKING SCHEMES												
93358 - OPTIO ORANGE CITY TO HALFWAY	APR 2012	MAR 2014	Approved - Active	27	849							876
94366 - ST VINCENT PPS SCHEME	APR 2012	MAR 2014	Approved - Active	10	6							16
T&H 2+ LANES												
93357 - 2+ LANES	NOV 2011	OCT 2013	Approved - Active	7	73							80
^BETTER BUSES												
RELOCATEABLE CAMERA ENFORCEMENT												
92904 - ATERCLIFE RD CLEARWAY CHANGES	OCT 2012	OCT 2013	Approved - Active		23							23

TRANSPORT and HIGHWAYS Programme

TRANSPORT & HIGHWAYS

Values in £'000s	Project Start	Project End	Approval Status	Expenditure						Total
				Prior Year Actual	Current Year Outturn	2014-2015	2015-2016	2016-2017	2017-	
92907 - CHESTERFIELD RD CLEARWAY CHG'S	JUN 2012	JUN 2014	Approved - Active	0	59					60
92910 - ABBEYDALE RD CLEARWAY CHANGES	MAR 2013	MAR 2014	Approved - Active		38					38
92912 - MAINC RD/GLOSSOP RD ENFORCEMENT	APR 2013	MAR 2014	Approved - Active		35					35
93425 - RELOCATABLE CAMERA ENFORCEMENT	APR 2012	MAR 2014	Approved - Active	69	104					173
93426 - BOSTON STREET BUS GATE	JAN 2012	OCT 2013	Approved - Active	1	49					50
93427 - SOUTH LANE BUS GATE	JAN 2012	OCT 2013	Approved - Active	5	143					148
^LOC SUST TRANS FUND (LSTF)										
^LOC SUST TRANS FUND (LSTF)										
93359 - MALIN BRIDGE JOBCONNECTOR	AUG 2012	MAR 2015	Approval Requested	8	158	1				167
LTP Integrated Transport 2012/13										
LTP Integrated Transport 2012/13										
Q00071 - LTP Integrated Transport 2012/13	APR 2012	OCT 2013	Approved - Active		29					29
Total				12,827	12,177	6,347	40	-	-	31,391

Summary of 2014/15 Capital Projects by Strategic Outcomes

Draft 2014-15 Approved Capital Programme

Values in £'000s	Expenditure						Total
	Prior Years Actual	2013-2014	2014-2015	2015-2016	2016-2017	2017-	
Better Health & Wellbeing	53,238	6,070	4,757	3,425	3,425	7,100	78,014
A Great Place To Live	245,755	71,795	62,541	84,855	74,546	140,132	679,624
Infrastructure	5,010	15,508	3,921	-	-	-	24,439
Competitive City	10,352	8,160	6,816	2,279	1,000	1,825	30,432
Successful Children & Young People	216,328	38,036	20,799	6,784	154	168	282,269
Safe & Secure Communities	1,005	1,575	196	-	-	-	2,776
Tackling Poverty/ Increasing Social Justice	33	261	2,289	2,300	878	-	5,761
Total	531,722	141,405	101,319	99,642	80,003	149,225	1,103,316

Programme: **BETTER HEALTH & WELLBEING**

Values in £'000s	Project Start	Project End	Approval Status	Expenditure								
				Prior Year Actual	Current Year Outturn	2014-2015	2015-2016	2016-2017	2017-	Total		
97037 - ICT INFRASTRUCTURE (Q00013)	JAN 2009	MAR 2015	Approval Requested	1,548	500	195						2,243
97041 - SHORT BREAKS CO-LOCATION	JUN 2012	OCT 2013	Approved - Active	85	15							100
97042 - PCT/SCC-RECONFIG.ACCOMM.STRAT	SEP 2012	SEP 2014	Approval Requested		155	230						385
97044 - MOBILE WORKING SOLUTIONS (Q00013)	MAY 2013	MAR 2015	Approval Requested		743	296						1,039
97045 - SAP PROJECT (Q00013)	JUL 2013	SEP 2014	Approved - Active		363	96						459
97051 - HURLFIELD VIEW EXTENSION	AUG 2013	MAR 2015	Approval Requested		125	175						300
97054 - BOLEHILL/NORBURY DEMOLITIONS	NOV 2013	MAY 2014	Approved - Active		120							120
97147 - ADAPTATIONS	APR 2010	MAR 2019	Approval Requested	37,102	2,055	2,151	2,025	2,025	4,300			49,657
97334 - DISABLED GRANTS	JAN 2008	MAR 2019	Approval Requested	14,503	1,994	1,614	1,400	1,400	2,800			23,711
Total				53,238	6,070	4,757	3,425	3,425	7,100			78,014

Programme: A GREAT PLACE TO LIVE

Values in £'000s	Project Start	Project End	Approval Status	Expenditure						Total
				Prior Year Actual	Current Year Outturn	2014-2015	2015-2016	2016-2017	2017-	
90012 - CASTLE MARKET DECOMMISSIONING	JAN 2013	OCT 2016	Approved - Active	1	879	2,868	664			4,402
90024 - ALLOTMENT INVESTMT PROG 13-14 (Q000002)	APR 2013	MAR 2014	Approved - Active		50					50
90026 - ANNS GROVE YOUTH FACILITIES (Q000021)	JAN 2008	JAN 2014	Approved - Active		250					250
90029 - BANNERDALE SERVICE RELOCATION	DEC 2013	MAR 2014	Approved - Active		200					200
90031 - CIP FEASIBILITY & DESIGN	APR 2014	MAR 2016	Approval Requested		-	77	23			100
90114 - CENTRAL LIBRARY ROOF (Q000010)	FEB 2011	OCT 2013	Approved - Active	136	2					138
90126 - MOOR MARKET SERVICE YARD	SEP 2011	MAR 2015	Approved - Active	292	486					789
90136 - CHAUCER SQUARE MAINTENANCE	JAN 2009	DEC 2030	Approved - Active	16	18					438
90139 - KELHAM ISLAND MUSEUM ROOF (Q000073)	MAY 2013	MAR 2015	Approved - Active		80			18		136
90142 - ABBEYFIELD HOUSE ROOF (Q000001)	SEP 2013	SEP 2014	Approved - Active		168					188
90143 - CITY ROAD CEMETERY ROOF (Q000073)	JAN 2014	DEC 2014	Approval Requested		7					130
90144 - ABBEYDALE IND HAM-STRUCT DEF (Q000003)	DEC 2013	DEC 2014	Approved - Active		148					156
90703 - BLACKBURN VALLEY CYCLE ROUTE	OCT 2011	OCT 2013	Approved - Active	208	86					294
91515 - HG ABATE HUTCLIFFE WOOD (Q000047)	JAN 2011	OCT 2014	Approved - Active	2,117	27					2,145
91568 - TREE MANAGEMENT	APR 2008	MAR 2014	Approved - Active	772	8					780
91662 - PUBLIC RIGHTS OF WAY	APR 2011	MAR 2014	Approved - Active	348	110					458
92444 - TOTLEY SPORTS PAVILLION	JUL 2011	OCT 2013	Approved - Active	190	7					197
92448 - FORMER NORTON AERODROME	APR 2013	MAR 2016	Approval Requested		450	191	110			750
92628 - MOSBORO NATURE TRAIL	NOV 2012	MAR 2014	Approved - Active		14					14
92633 - HEELEY DEVELOPMENT TRUST 681	JAN 2012	OCT 2013	Approved - Active		20					20
92708 - COMMUNITY ASS - SOUTH EAST	APR 2009	OCT 2013	Approved - Active	415	42					457
92709 - COMMUNITY ASS - SOUTH	JAN 2010	OCT 2013	Approved - Active	398	74					472
92710 - COMMUNITY ASS - SOUTH WEST	JAN 2010	OCT 2013	Approved - Active	378	37					415
92711 - COMMUNITY ASS - CENTRAL	JAN 2010	OCT 2013	Approved - Active	316	17					333
92712 - COMMUNITY ASS - NORTH	JAN 2010	OCT 2013	Approved - Active	304	18					322
92713 - COMMUNITY ASS - NORTH EAST	JAN 2010	OCT 2013	Approved - Active	421	39					460
92714 - COMMUNITY ASS - EAST	JAN 2010	OCT 2013	Approved - Active	417	138					555
92741 - PENISTONE RD. LIVESEY-LOWTHER	JAN 2008	OCT 2013	Approved - Active	238	195					432
92746 - UPPERTHORPE & NETHPPP SCHEME	JAN 2009	OCT 2013	Approved - Active	221	46					268
92769 - ACCIDENT SAVINGS SCHEMES	APR 2012	MAR 2014	Approval Requested		828					928
92846 - PERMIT PARKING: HILLSBOROUGH	JAN 2008	OCT 2013	Approval Requested		70					406
92872 - HANOVER WAY(CYCLE RING ROUTE)	OCT 2012	OCT 2013	Approved - Active	31	105					136
92903 - LOWER DON VALLEY CYCLE ROUTE	NOV 2012	MAR 2015	Approved - Active	15	110					350
92904 - ATTERCLIFE RD CLEARWAY CHANGES	OCT 2012	OCT 2013	Approved - Active		23					23
92907 - CHESTERFIELD RD CLEARWAY CHG'S	JUN 2012	JUN 2014	Approved - Active	0	59					60
92910 - ABBEYDALE RD CLEARWAY CHANGES	MAR 2014	MAR 2014	Approved - Active		38					38
92912 - MANC RD/GLOSSOP RD ENFORCEMEN	APR 2013	MAR 2014	Approved - Active		35					35
92913 - LITTLE DON LINK (CYCLE ROUTE)	NOV 2013	MAR 2015	Approval Requested		40					450
93024 - SAFETY CAMERAS A61	JAN 2011	OCT 2013	Approved - Active	1	2					3
93043 - ZONE A04	APR 2013	MAR 2014	Approval Requested		240					240
93044 - ZONE A05	APR 2013	MAR 2014	Approval Requested		25					25
93045 - ZONE A11	APR 2013	APR 2014	Approval Requested		100					100
93046 - ZONE B17	APR 2013	MAR 2015	Approval Requested		10					70
93047 - ZONE B57	APR 2013	MAR 2014	Approval Requested		24					24

Strategic Outcome: A GREAT PLACE TO LIVE

Values in £'000s	Expenditure						Total			
	Project Start	Project End	Approval Status	Prior Year Actual	Current Year Outturn	2014-2015		2015-2016	2016-2017	2017-
93048 - ZONE A08 ACCESSIBILITY	SEP 2013	DEC 2014	Approval Requested		129	40				169
93049 - ZONE A06 ACCESSIBILITY	SEP 2013	DEC 2014	Approval Requested		30					30
93050 - NE ACCESSIBILITY	OCT 2013	MAR 2018	Approval Requested		16	125				141
93052 - SE ACCESSIBILITY	OCT 2013	MAR 2018	Approval Requested		16	125				141
93053 - SW ACCESSIBILITY	OCT 2013	MAR 2018	Approval Requested		16	125				141
93095 - TAXI RANK IMPROVEMENTS	JAN 2008	MAR 2014	Approval Requested	70	150					94
93104 - STREETS AHEAD OPPTS SE SHEFFIELD	APR 2013	MAR 2014	Approved - Active		150					150
93105 - STREETS AHEAD OPPTS NW SHEFFIELD	JUN 2013	MAR 2014	Approved - Active		150					150
93106 - STREETS AHEAD OPPTS SW SHEFFIELD	JUN 2013	MAR 2014	Approved - Active		150					150
93110 - BB2 CHESTERFIELD RD KBR	DEC 2013	DEC 2017	Approval Requested		843					843
93111 - BB2 NORTH SHEFFIELD 2 KBR	DEC 2013	DEC 2017	Approval Requested		50					50
93112 - BB2 SHEFFIELD GLEADLESS KBR	DEC 2013	DEC 2017	Approval Requested		245					245
93114 - BB2 PENISTONE ROAD KBR	DEC 2013	DEC 2017	Approval Requested		50					50
93116 - PENISTONE RD PINCH POINT	NOV 2013	JUN 2015	Approved - Active		383	3,508	40			3,931
93349 - LTP CYCLE PARKING	NOV 2011	MAR 2015	Approved - Active	46	29					75
93350 - STREETS AHEAD OPPORTUNITIES	AUG 2012	OCT 2013	Approved - Active	11	114					125
93351 - CHAUCER SCHOOL WORDSWORTH AVE	APR 2012	MAR 2014	Approved - Active		160					160
93354 - GREENHILL SCH GREENHILL PKY	APR 2012	OCT 2013	Approved - Active		13					13
93356 - SYITS ANPR OPN & DEV	SEP 2011	MAR 2014	Approved - Active	181	199					380
93357 - 2+ LANES	NOV 2011	OCT 2013	Approved - Active	7	73					80
93358 - OPTIO ORANGE: CITY TO HALFWAY	APR 2012	MAR 2014	Approved - Active	27	849					876
93359 - MALIN BRIDGE JOBCONNECTOR	AUG 2012	MAR 2015	Approval Requested	8	158	1				167
93363 - NIRR ARCHAEOLOGY	AUG 2012	MAR 2015	Approved - Active	50	50	50				150
93364 - HANDSWORTH-WAVERLY CYCLE LINK	JUL 2012	MAR 2014	Approved - Active	1	49					50
93370 - STREETS AHEAD RELATED CYCLING PROG	JUL 2013	MAR 2018	Approval Requested		100					100
93399 - PEAK PARK ANNIVY ROUTE XINGS	JUL 2012	APR 2014	Approved - Active	0	30					30
93401 - GRAVES PARK INCLUSIVE PLAY	JUN 2010	APR 2014	Approved - Active	239	11					250
93402 - LOWFIELD PRO FT	APR 2013	MAR 2014	Approved - Active		116					116
93404 - ARBOURTHORNE PLAYGROUND	JAN 2012	JUN 2013	Approved - Active	48	95					143
93408 - ENDLIFFE PARKOUR	JUL 2012	AUG 2015	Approved - Active		15	23				38
93409 - ECCLESFIELD PARK PLAYGROUND	AUG 2012	JUN 2014	Approved - Active		25					25
93410 - ANGRAM BANK PARK IMPROVEMENTS	AUG 2012	JUN 2015	Approved - Active		-	39				39
93411 - RUSKIN PARK IMPROVEMENTS	OCT 2012	JUL 2013	Approved - Active		12					17
93412 - CROOKES VALLEY PARKS	FEB 2013	MAY 2014	Approved - Active	5	60	7				67
93413 - BRADWAY OPEN SPACE	JAN 2013	APR 2014	Approved - Active		15					15
93425 - RELOCATABLE CAMERA ENFORCEMNT	APR 2012	MAR 2014	Approved - Active	69	104					173
93426 - BOSTON STREET BUS GATE	JAN 2012	OCT 2013	Approved - Active	1	49					50
93427 - SOUTH LANE BUS GATE	JAN 2012	OCT 2013	Approved - Active	5	143					148
93557 - SUSTRANS:CONN2-HALFWAY-KILL	JAN 2009	MAR 2014	Approval Requested	1,989	223					2,029
93632 - SCHOOL KEEP CLEAR REVIEW (Q00062)	APR 2012	MAR 2014	Approval Requested		85					223
93655 - MONTENEY PRIM SCL, WORDSWORTH	MAR 2011	OCT 2013	Approved - Active	12	27					97
93656 - N D TRAIL - UPPER DON WALK	JUL 2011	OCT 2013	Approved - Active	192	27					220
93661 - PO WALES RD/MAINRD/GREENLAND J	APR 2012	OCT 2013	Approved - Active	10	76					86
93860 - PARKING ENFORCEMENT EQUIPMENT	OCT 2013	MAR 2014	Approved - Active		142					142
93877 - DON VALLEY SYTS	FEB 2013	MAR 2015	Approved - Active	47	130	80				257
93887 - BRT NORTH	JAN 2008	SEP 2015	Approved - Active	2,120	2,973					5,093
93930 - SHEPHERD WHEEL	MAR 2008	OCT 2013	Approved - Active	1,057	32					1,089
93939 - PARSON CROSS LIBRARY PROJECT	APR 2008	MAR 2014	Approved - Active	2,392	47					2,439

Values in £'000s	Expenditure							Total		
	Project Start	Project End	Approval Status	Prior Year Actual	Current Year Outturn	2014-2015	2015-2016		2016-2017	2017-
93981 - NORFOLK PARK DRAINAGE SCHEME	JAN 2008	AUG 2012	Approved - Active	245	65					310
93982 - CHAPELTOWN PARK PLAYGROUND	NOV 2009	AUG 2012	Approved - Active	214	10					224
93986 - BURNGREAVE REC PLAYBUILDER	MAY 2009	MAR 2014	Approved - Active	312	7					319
93992 - RIVELIN VALLEY PLAYBUILDER	APR 2012	MAR 2014	Approval Requested	284	26					310
94000 - SCHOOL PLAYGROUND PROGRAMME	APR 2011	OCT 2013	Approved - Active	320	10					330
94007 - SPITAL HILL ELLESMERE GREEN	MAR 2012	JUN 2014	Approval Requested	79	601	261				942
94008 - CASTLEGATE SYTPE ACQUISITION	JAN 2012	DEC 2016	Approval Requested	416	-	84				500
94099 - WESTFIELD SPORTS VILLAGE	OCT 2012	MAR 2014	Approval Requested	36	(13)					23
94100 - SLC DEMOLITION (Q00005)	APR 2013	MAR 2015	Approved - Active		105					105
94101 - DV5 DEMOLITION (Q00005)	APR 2013	JUN 2014	Approved - Active		201	49				250
94102 - RE-OPENING OF WOODBOURN (Q00005)	APR 2013	DEC 2013	Approved - Active		345	2,500	4,520			345
94104 - ACTIVE NORTH PROJECT	NOV 2013	JAN 2016	Approval Requested		80	500				7,100
94105 - GRAVES NCSEM PROJECT (Q00005)	APR 2014	MAR 2016	Approval Requested		-		500			1,000
94106 - DV5 ASSET ENHANCEMENT (Q00005)	NOV 2013	MAR 2014	Approval Requested		332			65		332
94120 - M1 GATEWAY PUBLIC ART PROJECT	MAR 2014	SEP 2016	Approval Requested		15	135	285			500
94121 - WINCOBANK HILL - PHASE 1	JAN 2010	MAR 2017	Approved - Active	32	15	1				50
94132 - CITY CENTRE PAVING	SEP 2010	MAR 2014	Approved - Active	116	10					126
94144 - NORTH GEN HOSP PER PARK SCHEME	JAN 2013	DEC 2013	Approved - Active	21	29					50
94177 - ECC RD SMART RT-PHASE 1 CAM RI	MAR 2012	OCT 2013	Approved - Active	92	22					114
94180 - ECC RD SMART RT-PH 3-BENTS GR	JAN 2008	OCT 2013	Approved - Active	65	44					109
94181 - ECC RD SMART RT-PH 4-MOORE ST	JAN 2008	OCT 2013	Approved - Active	253	133					386
94185 - ECC RD SMART RT-PH 8-RUST-NEIL	JAN 2008	OCT 2013	Approved - Active	59	44					103
94202 - KEY BUS RTE: SHEFF-WOODHOUSE	JUL 2012	MAR 2015	Approved - Active	22	549	1,290				1,861
94310 - A61 CHESTERFIELD RD ROUTE PI	JAN 2011	OCT 2014	Approval Requested	81	39					120
94311 - A57 MCESTERNILES/CRRPEDIMP	JAN 2012	DEC 2014	Approved - Active	69	101	176				346
94326 - EDWARD STREET	JAN 2009	OCT 2013	Approved - Active	977	259					1,237
94351 - WOODSEATS RD RAILWAY GR RECON	JAN 2009	SEP 2012	Approval Requested	1,438	184					1,622
94362 - BROOMHILL LIBRARY	JAN 2012	DEC 2014	Approved - Active	0	300					300
94366 - ST VINCENT PPS SCHEME	APR 2012	MAR 2014	Approved - Active	10	6					16
94378 - SHEAF VALLEY PARK / SOUTH ST	MAY 2010	OCT 2013	Approved - Active	923	79					1,001
94380 - MANOR FIELDS TODDLER PLAY	AUG 2011	APR 2015	Approved - Active	5	91	51				146
94383 - CITY ROAD CREM ACCESS (Q00006)	NOV 2011	NOV 2012	Approved - Active	22	26					48
94390 - WOODLAND MGMT FOR BIRDS EM	JUL 2010	MAR 2014	Approved - Active	102	24					126
94391 - WOODLAND MGMT FOR BIRDS YH	JUL 2010	MAR 2015	Approved - Active	69	18	14				101
94397 - PARK HILL GREEN LINKS	NOV 2012	JUN 2015	Approved - Active	17	181	154	30			381
94400 - SUSTAINABLE MODES OF TRAVEL (Q00037)	APR 2012	OCT 2013	Approved - Active	88	15					103
94402 - NEW MARKET DEVELOPMENT	MAR 2012	MAR 2015	Approved - Active		11,720	21				17,237
94415 - MEERSBROOK PARK MUGA	APR 2011	OCT 2013	Approved - Active	105	1					105
94438 - RS AUDITS & SCHEME COMPLETION	APR 2011	OCT 2013	Approved - Active	250	52					301
94445 - BN962 BUS AGREEMENT	JUN 2011	MAR 2015	Approval Requested	141	473	132				745
94449 - DMC-PARKWAY	APR 2012	MAR 2014	Approved - Active	87	7					94
94451 - MANOR FIELDS UPLIFT PROJECT	SEP 2011	MAR 2014	Approved - Active	4	20					24
94453 - MANOR FIELDS KICKABOUT AREA	SEP 2011	OCT 2013	Approved - Active		9					9
94456 - SPITAL HILL PUBLIC ART	NOV 2011	MAR 2014	Approved - Active	13	69					82
94457 - WOMEN OF STEEL	OCT 2011	SEP 2015	Approval Requested	25	53	5				82
94459 - MILLHOUSES MILL BUILDINGS	MAY 2012	JUN 2014	Approved - Active	114	14					128
94463 - CLAY WOOD GREEN LINKS	SEP 2012	JUN 2015	Approved - Active	35	239	196	42			513
94464 - HACKENTHORPE SKATE & BMX	AUG 2012	OCT 2013	Approved - Active	3	43					46

Values in £'000s	Project		Approval Status	Expenditure					Total	
	Start	End		Prior Year Actual	Current Year Outturn	2014-2015	2015-2016	2016-2017		2017-
94465 - HOLLINSEND MUGA	SEP 2012	DEC 2013	Approval Requested	10	85					94
94466 - WOODLANDS S106	JUL 2013	NOV 2014	Approved - Active		42					63
94468 - CHELSEA PARK IMPROVEMENTS	SEP 2013	MAY 2014	Approved - Active		4					19
94469 - WINCOSBANK HILL PHASE 2	OCT 2013	NOV 2014	Approved - Active		17					67
94470 - URBAN NATURE PARKS	OCT 2013	APR 2019	Approval Requested		58					750
94471 - DOUGLAS ROAD	NOV 2011	APR 2014	Approved - Active		25	389				25
97038 - CHAUCER PS ACTIVATION	NOV 2011	MAR 2014	Approved - Active		23					35
97114 - DH COMMUNITY HEATING	APR 2010	MAR 2014	Approved - Active		(0)					8,460
97126 - SHARROW ALMO WORKS	JAN 2008	MAR 2015	Approved - Active		3,500					73,609
97127 - OBSOLETE HEATING	APR 2010	MAR 2019	Approval Requested		4,500		5,500		6,300	43,309
97131 - ALMO ASBESTOS SURVEYS	APR 2010	MAR 2019	Approval Requested		257		210		430	7,258
97139 - LANSLOWNE AND HANOVER CLADDING	JAN 2008	MAR 2016	Approval Requested		1,379					13,000
97150 - RHB LOANS HAL	JAN 2008	MAR 2016	Approval Requested		1,740					2,490
97200 - HOUSE CONDITION SURVEY	APR 2008	MAR 2015	Approved - Active		175					219
97211 - SKINNERTHORPE SCC (EAST)	APR 2008	MAR 2014	Approved - Active		35					6,773
97217 - TINSLEY CENTRE	JAN 2008	MAR 2014	Approved - Active		6					1,110
97222 - PSH EMPTY PROPERTIES	JAN 2008	MAR 2019	Approval Requested		1,105				240	1,900
97226 - SKINNERTHORPE SHM (EAST)	MAR 2008	MAR 2014	Approved - Active		7,290					7,443
97241 - CHAUCER PUBLIC REALM	APR 2010	JUL 2014	Approved - Active		237					801
97263 - DECENT HOMES VACANTS WORK	JAN 2008	MAR 2014	Approved - Active		162					13,667
97264 - HEALTH & SAFETY ENHANCE PROG	APR 2010	MAR 2019	Approval Requested		148		150		300	3,661
97266 - LEASEHOLDER CHARGES	APR 2010	MAR 2016	Approved - Active		1,574		178			2,417
97267 - IMPROVING ACCESS TO MTG ROOM	APR 2010	MAR 2018	Approval Requested		630		200		200	1,434
97269 - EMERGENCY DEMOLITIONS	JAN 2008	MAR 2019	Approval Requested		478		50		100	838
97271 - SWAN COMMISSIONED	JAN 2008	JUN 2014	Approval Requested		313					3,544
97279 - CHAUCER PUBLIC ARTS	APR 2011	JUL 2014	Approved - Active		95					114
97282 - PARK HILL (STH)	JAN 2009	MAR 2015	Approval Requested		326					10,037
97294 - PARKHILL DEMOLITION SHM (STH)	APR 2008	MAR 2017	Approved - Active		317		114			3,404
97295 - ARBOURTHORNE 5M'S SHM (STH)	APR 2008	MAR 2014	Approved - Active		(0)					2,092
97315 - CASTLEBECK SAFE AND SECURE	JAN 2008	MAR 2014	Approved - Active		275					329
97321 - PROGRAMME MANAGEMENT COSTS GF	JAN 2008	MAR 2019	Approval Requested		10,165		498		392	12,339
97333 - MINOR WORK GRANTS	JAN 2008	MAR 2015	Approval Requested		715		250		500	2,358
97340 - SWAN	JAN 2008	MAR 2016	Approval Requested		7,957					8,576
97341 - CENTRALISED CLEARED SITES	JAN 2008	MAR 2016	Approved - Active		101					102
97348 - HRA PROGRAMME MANAGEMENT	JAN 2008	MAR 2019	Approval Requested		2,222		605		1,210	5,852
97350 - ARBOURTHORNE 5MS	APR 2013	MAR 2018	Approved - Active		515		1,871			6,723
97355 - BRADFORD - WY SUB REGION HAL	APR 2010	MAR 2015	Approval Requested		210					411
97365 - NORFOLK PARK COMMUNITIES INITI	APR 2010	MAR 2015	Approval Requested		5					34
97371 - SHELTERED LIFTS NEW INSTALL	JAN 2008	MAR 2017	Approved - Active		536		29			634
97390 - PSH WORKS IN DEFAULT	APR 2010	MAR 2015	Approval Requested		11		90			122
97394 - HULL - HUMBER SUB REGION HAL	APR 2010	MAR 2014	Approved - Active		402		535			1,375
97395 - NE LINGS - SUB REGION HAL	APR 2010	MAR 2014	Approved - Active		230					445
97398 - PARK GRANGE DRIVE DEMOLITION	APR 2011	MAR 2014	Approved - Active		5					79
97400 - SOUTH EAST (SH) (Q00045)	APR 2012	MAR 2014	Approval Requested		1,391					4,093
97402 - DH KINSEY ROAD (Q00045)	APR 2012	MAR 2014	Approval Requested		1,314					1,793
97403 - DH ERNEST COPLEY (Q00045)	APR 2012	MAR 2014	Approval Requested		735					919
97404 - HEATING BREAKDOWNS (Q00069)	APR 2012	MAR 2019	Approval Requested		1,800		1,800		2,000	11,198
97406 - NEW HEATING INSTALLATIONS (Q00069)	APR 2012	MAR 2018	Approved - Active		167		473		473	2,291

Values in £'000s	Project Start	Project End	Approval Status	Expenditure				Total
				Prior Year Actual	Current Year Outturn	2014-2015	2015-2016	
97409 - RECYCLING ROLL-OUT (Q00069)	SEP 2012	JUN 2014	Approved - Active	390	153			543
97412 - BALFOUR (Q00069)	APR 2012	MAR 2015	Approved - Active		30	845		875
97413 - SWEENEY (Q00069)	JUN 2012	MAR 2016	Approved - Active	26	75	153		406
97414 - ARBOURTHORNE 5M'S REFURB. (Q00069)	APR 2013	MAR 2018	Approved - Active		467	1,803	898	4,242
97416 - COMM HTG - PIPEWORK RENEWAL (Q00069)	APR 2013	MAR 2016	Approved - Active		-	375		375
97417 - COMM HTG - PLANT ROOMS (Q00069)	MAY 2013	MAR 2015	Approval Requested		176	39		215
97418 - PITCHED ROOFING & ROOFLINE (Q00069)	JUL 2013	MAR 2019	Approved - Active		32	10,549	18,227	74,832
97419 - FLAT ROOFING (Q00069)	APR 2013	MAR 2019	Approved - Active		40	2,573	2,674	8,568
97427 - CORNHILL CONCIERGE	SEP 2012	MAR 2014	Approved - Active	-	201			201
97428 - SHEFFIELD HAL	OCT 2012	MAR 2014	Approved - Active		80			80
97429 - LTES PURCHASE & REPAIR	APR 2013	MAR 2015	Approval Requested		484	1,943		2,426
97433 - DARNALL SHOP FRONTS	MAR 2014	MAR 2015	Approved - Active		30	270		300
97434 - CROSS HOUSE ENABLING WORK	SEP 2013	SEP 2013	Approved - Active		3			3
97435 - LTES REPAIRS AND REFURB CHS	AUG 2013	MAR 2015	Approval Requested		10	471		481
97437 - SPITAL HILL SHOP FRONTS	NOV 2013	MAR 2015	Approval Requested		30	270		300
97438 - GOING LOCAL - NORTH WEST CCTV	NOV 2013	MAR 2015	Approval Requested		15	57		72
97501 - EP LOANS HULL	APR 2013	MAR 2015	Approved - Active		100	100		200
97502 - EP NORTH EAST LINC	APR 2013	MAR 2015	Approved - Active		250	122		372
97550 - COUNCIL HOMES NEW BUILD PROG	APR 2013	MAR 2015	Approval Requested		2,118	1,382		3,500
97573 - LWN - GRAMMER STREET	JUN 2011	JUN 2014	Approval Requested		3			3
97574 - LWN - PHILADELPHIA GARDENS	JUL 2011	JUN 2014	Approval Requested		15			15
97575 - LWN - JERICHO STREET	JUL 2011	JUN 2014	Approval Requested		2			2
97576 - LWN - EDWARD STREET	JUL 2011	JUN 2014	Approval Requested		2			2
97808 - STREAM 2-K27, K29 & K30	JAN 2008	MAR 2014	Approval Requested	3,778	16			3,794
97830 - EP NORTH AREA	APR 2010	MAR 2016	Approved - Active	361	12	294	1	667
97831 - EP NORTH WEST	APR 2010	MAR 2016	Approval Requested	441	467	205	0	1,113
97832 - EP EAST	APR 2010	MAR 2016	Approval Requested	142	42	711	0	895
97833 - EP CENTRAL	APR 2010	MAR 2016	Approved - Active	374	4	90	450	917
97834 - EP SOUTH EAST	APR 2010	MAR 2016	Approved - Active	455	57	661	333	1,506
97835 - EP SOUTH WEST	APR 2010	MAR 2016	Approved - Active	1,437	57	307	1	1,803
97836 - EP SHELTERED	APR 2010	MAR 2016	Approved - Active	84	93	35	0	211
97837 - EP DOOR ENTRY WORKS	APR 2010	MAR 2016	Approved - Active	23	20	20	45	107
97838 - COMPARTMENTALISATION - FS	APR 2010	MAR 2017	Approval Requested	142	769			4,842
97891 - CITY ROAD BELL TOWER (Q00003)	APR 2012	SEP 2012	Approved - Active	145	65	830	1,751	4,842
97895 - NIAGARA WEIR LANDSCAPING	MAY 2010	JUN 2011	Approved - Active	49	4			210
97896 - FIRTH PARK BOATING LAKE	JUN 2010	OCT 2013	Approved - Active	233	10			53
97899 - PATH RESURFACING PROGRAMME (Q00007)	APR 2010	MAR 2015	Approval Requested	252	30	174		243
97946 - PARKWOOD SPRINGS CYCLE TRACK	APR 2011	OCT 2013	Approved - Active	110	4			456
97947 - DARNALL NEIGHBOURHOOD PARK	JAN 2011	OCT 2013	Approved - Active	138	9			114
97956 - SPRINGWATER HOUSE (Q00045)	APR 2011	MAR 2017	Approval Requested	1,681	162			1,843
97957 - SOUTH WEST - ABBEY BROOK (Q00045)	APR 2011	MAR 2014	Approval Requested	2,353	1,475			3,828
97958 - EAST - BURNGREAVE (Q00045)	APR 2011	MAR 2014	Approval Requested	2,558	1,096			3,654
97959 - NEWGATE CLOSE (Q00045)	JAN 2008	MAR 2017	Approval Requested	888	379			1,267
97963 - DIGITAL CALL OFF CONTRACT (Q00045)	APR 2011	MAR 2014	Approved - Active	181	8			189
97966 - PARK VIEW (Q00045)	APR 2011	MAR 2017	Approval Requested	1,311	155			1,466
97968 - LIFT MAINTENANCE & REPAIR	APR 2019	Approval Requested		768	350			2,918
97974 - PARK GRANGE DRIVE DEMOS	APR 2012	MAR 2014	Approved - Active	3	18	350		21
97976 - HUTCLIFFE WOOD ROOF (Q00001)	JUN 2011	OCT 2011	Approved - Active	93	6			99

Values in £'000s	Project Start	Project End	Approval Status	Expenditure					Total	
				Prior Year Actual	Current Year Outturn	2014-2015	2015-2016	2016-2017		2017-
97977 - NORTH - NEW PARSON CROSS (Q00045)	APR 2011	MAR 2015	Approval Requested	1,359	11,165					12,524
97979 - DH WORKS - NON ESTATE PROP (Q00045)	APR 2011	MAR 2014	Approved - Active	397	163					560
97981 - BEIGHTON LANDFILL EMERG MIT	AUG 2011	APR 2014	Approved - Active	51	99					150
97982 - HGV ROUTING STRATEGY (Q00062)	JUL 2011	MAR 2014	Approved - Active	81	107					188
97985 - CITYWIDE 20MPH ZONE (Q00062)	APR 2012	MAR 2015	Approval Requested	138	300					438
97986 - TRAFFIC CONTROLLER UPGRADES (Q00062)	JAN 2012	OCT 2013	Approved - Active	46	44					90
97988 - CCTV/PARKING ENFORCEMENT	JUN 2012	MAR 2014	Approved - Active	165	130					295
97989 - SPRINKLERS - FIRE SAFETY (Q00069)	JUL 2013	MAR 2015	Approved - Active		10	1,366				1,376
Q00067 - HOUSING RETAINED SCHEMES BUDGETS	APR 2011	MAR 2019	Approval Requested		-	4,108	14,741	10,786	30,523	60,159
Q00069 - HRA Capital Projects (Non DH)	APR 2011	MAR 2019	Approval Requested		-	2,188	24,596	28,777	69,785	125,346
Q00071 - LTP Integrated Transport 2012/13	APR 2012	OCT 2013	Approved - Active		29					29
Total				245,755	71,795	62,541	84,855	74,546	140,132	679,624

Programme: **INFRASTRUCTURE**

Values in £'000s	Project Start	Project End	Approval Status	Expenditure					Total
				Prior Year Actual	Current Year Outturn	2014-2015	2015-2016	2016-2017	
90011 - ABBEY-BANNERDALE ASSETENHANCE (Q00070)	SEP 2012	MAR 2014	Approved - Active	59	211				270
90013 - FORMER KING ECBERT'S SCHOOL (Q00070)	DEC 2012	MAR 2014	Approved - Active	91	89				180
90015 - WESTFIELD ASSET ENHANCEMENT	JAN 2013	MAR 2014	Approved - Active	44	232				276
90016 - OWLTHORPE ASSET ENHANCEMENT	JAN 2013	MAR 2015	Approved - Active	32	196	221			449
90017 - FIRE STRATEGY WORKS	JAN 2013	JUL 2014	Approved - Active	13	325	12			350
90018 - COMMERCIAL ESTATE INVESTMENT	NOV 2012	OCT 2013	Approved - Active	88	15				103
90019 - BANNERDALE ASSETENHANCE	DEC 2012	JUN 2014	Approved - Active	25	876	373			1,273
90020 - VOLUNTARY REGISTRATION	JUN 2013	MAR 2015	Approved - Active		216	259			475
90025 - LOCALITY HUB STRATEGY	APR 2013	APR 2014	Approved - Active		414	7			421
90027 - STANFORTH-DARNALL FRA WORKS (Q00073)	DEC 2013	MAR 2015	Approval Requested		1,060	40			1,100
90101 - TOWN HALL ROOF & MASONRY REP	APR 2011	MAR 2014	Approved - Active	592	166				758
90102 - TOWN HALL ELECTRICAL	APR 2011	MAR 2014	Approved - Active	569	83				652
90111 - TOWN HALL LIFTS	APR 2011	MAR 2014	Approved - Active	113	287				400
90120 - MOORFOOT	APR 2010	MAR 2015	Approved - Active	3,019	4,905	51			7,975
90132 - CITY CENTRE CIVIC ACCOM	JUN 2012	APR 2013	Approved - Active		(35)				(0)
90133 - HOWDEN HOUSE ACCOMM STRATEGY	SEP 2011	MAR 2015	Approved - Active	37	297	716			1,050
90138 - VEHICLE & PLANT EFFICIENCY 13-	JAN 2013	MAR 2014	Approved - Active	37	1,790				1,790
90140 - PROJECT DELIVERY COSTS	APR 2013	MAR 2015	Approved - Active	99	1,401				1,500
90141 - IT WORKSTREAMS	APR 2013	MAR 2015	Approved - Active		480				480
92439 - INVESTMENT IN RATIONALISATION	JUN 2011	OCT 2013	Approved - Active	14	37				51
93976 - ASBESTOS REMOVAL	APR 2010	MAR 2014	Approved - Active	65	29				94
94412 - FIRERISK ASSESSMENT PROGRAMME (Q00004)	APR 2010	OCT 2013	Approved - Active	45	163				208
94414 - REIGNHEAD FARM EMERG REPAIRS (Q00003)	JUL 2012	OCT 2012	Approved - Active	70	2				71
Q00002 - ALLOTMENT'S INVESTMENT PROGRAMME	APR 2010	MAR 2014	Approved - Active		50				50
Q00006 - PROVISION OF DISABLED ACCESS	APR 2010	MAR 2014	Approved - Active		270				270
Q00008 - Environmental Programme	APR 2011	MAR 2013	Approved - Active		100				100
Q00010 - CENTRAL LIBRARY	APR 2010	MAR 2014	Approved - Active		124				124
Q00021 - COMMUNITY BLDG MAINT/BACKLOG/H&S	APR 2006	MAR 2015	Approval Requested		40	246			286
Q00046 - Demolitions	APR 2010	MAR 2015	Approved - Active		-	111			111
Q00050 - ASBESTOS SCHEMES	APR 2011	MAR 2014	Approved - Active		150				150
Q00065 - CBTWoodhouse/Tannery Lodge	APR 2012	MAR 2014	Approved - Active		450				450
Q00070 - NON OFFICE ASSET RATIONALISATION	MAR 2012	MAR 2014	Approved - Active		158				158
Q00073 - HEALTH & SAFETY COMPLIANCE	DEC 2012	MAR 2015	Approval Requested		928	1,886			2,814
Total				5,010	15,508	3,921	-	-	24,439

Programme: **COMPETITIVE CITY**

Values in £'000s	Project Start	Project End	Approval Status	Expenditure						Total
				Prior Year Actual	Current Year Outturn	2014-2015	2015-2016	2016-2017	2017-	
90118 - ANNS GROVE (Q00021)	DEC 2011	DEC 2013	Approved - Active	445	510					955
90708 - ATTERCLIFFE HGV SIGNING	SEP 2011	MAR 2014	Approved - Active		19					19
94006 - SHEFFIELD LDV FLOOD DEFENCE	NOV 2011	OCT 2013	Approved - Active	233	168					401
94010 - LDV FLOOD DEFENCE WORKS	JUL 2013	MAR 2019	Approved - Active		641	5,387	1,272			7,300
92825 - CNG REFUELLING INFRASTRUCTURE	NOV 2011	MAR 2014	Approval Requested	63	149					211
93022 - PLUGGED IN (SOUTH) YORKSHIRE	MAY 2012	MAR 2015	Approval Requested		96	214				310
94327 - SCAFF 1B	JAN 2010	SEP 2012	Approved - Active	655	(5)					650
97405 - INSULATION (COUNCIL HSG) (Q00069)	APR 2012	MAR 2019	Approval Requested	68	50	250	1,007	1,000	1,825	4,200
97426 - LOW CARBON PIONEER CITIES	OCT 2012	MAR 2014	Approved - Active	185	43					227
97430 - FUEL POVERTY PROJECT	JAN 2013	MAR 2014	Approved - Active	139	199					338
97432 - ENERGY PROGRAMME - GREEN DEAL	JAN 2008	MAR 2015	Approval Requested		145	355				500
97962 - DH - UTILITIES (Q00045)	APR 2011	MAR 2015	Approved - Active	349	350	11				710
92356 - MILLENIUM GALLERY LIFE CYCLE	APR 2010	MAR 2015	Approval Requested	343	160	60				563
94004 - MOOR PUBLIC REALM PHASE 2	JAN 2009	JUN 2014	Approved - Active	2,111	467	1				2,579
94005 - CIQ PUBLIC REALM	JUN 2011	OCT 2012	Approved - Active	856	20					875
94011 - DARNALL CENTRE PRI	JAN 2014	JUL 2014	Approval Requested		4	38				42
94103 - LYCEUM CAPITAL REFURBISHMENT	APR 2014	MAR 2015	Approved - Active		-	500				500
94418 - CONNECT PEDESTRIAN SIGNS	DEC 2010	MAR 2013	Approved - Active	18	33					51
94439 - NEW RETAIL QUARTER CPO	APR 2011	MAR 2014	Approved - Active	4,888	5,112					10,000
Total				10,352	8,160	6,816	2,279	1,000	1,825	30,432

Programme: **SUCCESS' CHILD/N/YOUNG PEOPLE**

Values in £'000s	Project Start	Project End	Approval Status	Expenditure					Total
				Prior Year Actual	Current Year Outturn	2014-2015	2015-2016	2016-2017	
90352 - HIGHWAYS - FORGE VALLEY	APR 2010	MAR 2014	Approved - Active	2,416	371				2,787
90361 - BSF PH1 - INFRASTRUCTURE	JAN 2008	MAR 2014	Approved - Active	3,706	331				4,037
90407 - SHARROW JUNIOR SCHOOL (Q00054)	DEC 2010	DEC 2014	Approved - Active	479	21				500
90430 - OWLER BROOK PCP	APR 2009	MAR 2014	Approved - Active	3,656	94				3,750
90448 - SF DEVOLVED CAPITAL 2011-12	APR 2011	MAR 2017	Approved - Active	6,194	2,753	2,454			11,402
90479 - POST IMPLEMENTATION	APR 2010	MAR 2014	Approved - Active	269	2				270
90547 - WOOLLEY WOOD NEW BUILD	JAN 2010	MAR 2014	Approved - Active	7,323	27				7,350
90548 - SCHOOLS ACCESS INITIATIVE	APR 2010	MAR 2014	Approval Requested	1,263	149				1,411
90554 - ASBESTOS REMOVAL	APR 2010	OCT 2013	Approved - Active	1,509	1				1,509
90555 - CHILDRENS HOMES	APR 2010	OCT 2013	Approved - Active	505	106				611
90613 - SCC INTERNAL PROG. COSTS - W4	JAN 2010	NOV 2014	Approval Requested	3,407	292	100			3,799
90614 - LEP BUSINESS PLAN - W4	MAR 2010	MAR 2018	Approval Requested	1,429	279	124	14	24	1,888
90615 - BENTS GREEN	NOV 2009	MAY 2014	Approval Requested	13,414	194				13,608
90617 - MYERS GROVE	JAN 2010	SEP 2013	Approval Requested	29,710	(15)				29,695
90618 - FIR VALE EXPANSION	AUG 2010	MAR 2014	Approval Requested	4,624	48				4,672
90619 - PARKWOOD	APR 2010	MAR 2014	Approval Requested	19,788	(86)				19,703
90620 - KING EDWARDS (UP)	APR 2010	MAR 2014	Approval Requested	19,792	174				19,966
90621 - BRADFIELD	APR 2010	MAR 2014	Approval Requested	2,605	94				2,700
90622 - CITY	APR 2010	MAR 2014	Approval Requested	23,228	438				23,666
90623 - STOCKSBRIDGE	APR 2010	MAR 2014	Approval Requested	18,924	603				19,527
90624 - BIRLEY	MAY 2010	MAR 2014	Approval Requested	19,241	537				19,778
90625 - HANDSWORTH GRANGE	OCT 2010	MAR 2014	Approval Requested	11,763	3,756				15,519
90626 - NOTRE DAME	MAR 2011	MAR 2014	Approval Requested	9,290	4,021				13,311
90627 - ADD'L PUPIL PLACES(SECONDARY)	MAR 2011	MAR 2015	Approved - Active	467	1,072	1,419			2,958
90639 - SCC CONTRACT COSTS - W4	JAN 2008	APR 2018	Approval Requested	2,143	1,105	979	249	130	4,757
90672 - WISEWOOD SPORT CENTRE (Q00053)	NOV 2010	MAR 2014	Approved - Active	200	15				215
90678 - POP'N GROWTH PHS 2 - F&DESIGN	JAN 2008	MAR 2014	Approved - Active	176	184				360
90685 - PMY MAINT. STRUCT - CLASP (Q00060)	SEP 2011	MAR 2013	Approved - Active	224	56				280
90686 - PMY MAINT. BMG (Q00060)	JUL 2011	OCT 2013	Approved - Active	926	74				1,000
90689 - PMY MAINT. HEATING - HALFWAY JR (Q00060)	AUG 2011	OCT 2013	Approved - Active	562	1				563
90690 - PMY MAINT. ELEC - GREYSTONES (Q00060)	AUG 2011	OCT 2013	Approved - Active	443	23				466
90691 - PMY MAINT. EMERGENCY WORKS (Q00060)	JUL 2011	OCT 2013	Approved - Active	265	135				400
90692 - PMY MAINT. CONDITION MGT (Q00060)	JUL 2011	OCT 2013	Approved - Active	1,014	166				1,181
90694 - SHORT BREAKS	SEP 2011	MAR 2014	Approved - Active	104	329				433
90704 - FOSTER CARER HOUSING ENHANCE	SEP 2011	APR 2015	Approved - Active	122	678	400			1,200
90705 - WISEWOOD SCHOOL DEMOLITION	SEP 2011	APR 2014	Approved - Active	141	26				167
90706 - TALBOT SCHOOL DEMOLITION	SEP 2011	MAR 2014	Approved - Active	111	8				118
90709 - H.M & E DESIGN	NOV 2011	MAR 2014	Approved - Active	332	318				650
90713 - PPG2 - HILLSBOROUGH PRIMARY (Q00061)	JAN 2012	SEP 2012	Approved - Active	649	11				660
90714 - PPG2 - ACRES HILL PMY (Q00061)	DEC 2011	MAR 2014	Approval Requested	76	409				485
90715 - PPG2 - OUGHTBRIDGE PMY (Q00061)	MAY 2013	OCT 2013	Approved - Active	0	413				414
90716 - GRACE OWEN NURSERY	MAR 2012	AUG 2014	Approval Requested	27	31	837			895
90717 - PMY MAINT. HEATING -LYDGATE J (Q00060)	APR 2012	MAR 2014	Approved - Active	543	370				913
90718 - PMY MAINT. REWIRE-DORE PR (Q00060)	APR 2012	MAR 2013	Approved - Active	938	22				960

Strategic Outcome: SUCCESSFUL CHILDREN YOUNG PEOPLE

Values in £'000s	Project Start	Project End	Approval Status	Expenditure						Total
				Prior Year Actual	Current Year Outturn	2014-2015	2015-2016	2016-2017	2017-	
90719 - PMY MAINT. - WINDOW PROG (Q00060)	APR 2013	MAR 2014	Approved - Active	113	387					500
90720 - PMY MAINT. - ROOF PROG (Q00060)	APR 2013	MAR 2014	Approved - Active		500					500
90721 - PMY MAINT -KITCHENS -HUCKLOW (Q00060)	MAR 2012	MAR 2014	Approved - Active	156	34					189
90722 - PMY MAINT. - WCS (Q00060)	APR 2012	MAR 2014	Approval Requested	298	160					459
90723 - PMY MAINT.-HM&E-ABBEY LANE (Q00060)	JUL 2012	MAR 2014	Approved - Active	411	645					1,056
90724 - PMY MAINT-HEATING-DOBROFT J (Q00060)	JUL 2012	MAR 2015	Approved - Active	11	481	7				500
90725 - PMY MAINT ELEC - HALLAM PMY (Q00060)	JUL 2012	MAY 2013	Approved - Active	115	636	9				760
90728 - PMY MAINT -KITCHENS -RIVELIN (Q00060)	JUL 2012	OCT 2013	Approved - Active	217	25					242
90729 - TINSLEY JNR INTERNAL REMODEL (Q00061)	APR 2013	FEB 2014	Approved - Active	17	210					210
90730 - CAP MAINT - RADON EXTRACTION	SEP 2012	APR 2014	Approval Requested		-	33				50
90731 - NEW PMY - NORTH EAST 1 (Q00061)	NOV 2012	DEC 2014	Approved - Active	5	3,625	2,150				5,780
90732 - NEW PMY - NORTH EAST 2 (Q00061)	NOV 2012	DEC 2014	Approved - Active	5	3,565	1,980				5,550
90733 - INTAKE PMY - MOBILE REPLACE	DEC 2012	MAR 2014	Approved - Active	32	229					261
90734 - NORFOLK PARK PMY REPLACEMENT	APR 2013	SEP 2015	Approved - Active		1,314	2,764	152			4,230
90735 - STANNINGTON I MOBILE REPLACE	APR 2013	OCT 2014	Approved - Active		130					130
90736 - HUNTERS BAR - MOBILE REPLACE (Q00060)	MAY 2013	NOV 2013	Approved - Active		630					630
90737 - GLEADLESS PRIMARY - REBUILD (Q00061)	JUN 2013	SEP 2014	Approved - Active		460	1,840				2,300
90738 - PMY MAINT. HEATING - BANKWOOD (Q00060)	APR 2013	MAR 2015	Approved - Active		749					749
90739 - PMY MAINT. HEATING-PHILLIMORE (Q00060)	APR 2013	MAR 2014	Approved - Active		619	8				628
90740 - PMY MAINT STRUCT-PHILLIMORE (Q00060)	APR 2013	MAR 2014	Approved - Active		296	4				300
90741 - PMY MAINT ELEC - WISEWOOD (Q00060)	APR 2013	APR 2014	Approved - Active		380	5				385
90742 - PMY MAINT ELEC - LIMPSFIELD (Q00060)	APR 2013	APR 2014	Approved - Active		405	7				411
90743 - FRA WORKS PROGRAMME (Q00060)	APR 2013	MAR 2014	Approved - Active		950					950
90744 - FEL CAPITAL (Q00075)	SEP 2013	MAR 2014	Approved - Active		1,035					1,035
90746 - GREYSTONES EXPANSION (Q00061)	NOV 2013	SEP 2014	Approved - Active		30					30
90747 - HALLAM RECONFIGURATION (Q00061)	NOV 2013	SEP 2014	Approved - Active		30					30
90748 - NEW PRIMARY NORTH EAST (3) (Q00061)	NOV 2013	SEP 2014	Approved - Active		30					30
90749 - WYBOURN EXPANSION (Q00061)	NOV 2013	SEP 2014	Approved - Active		30					30
90750 - NORFOLK COMMUNITY HEATING (Q00060)	DEC 2013	NOV 2014	Approval Requested		208	10				218
90751 - STOCKSBRIDGE - MOBILE REPLACE (Q00060)	JAN 2014	SEP 2014	Approval Requested		40	260				300
90752 - NETHER GREEN - MOBILE REPLACE (Q00060)	JAN 2014	SEP 2014	Approval Requested		24	166				190
90753 - LONGLEY - TWO CLASSROOM EXTN (Q00061)	JAN 2014	SEP 2014	Approval Requested		40	360				400
90754 - CARFIELD PRIMARY BOILER REPLAC (Q00060)	NOV 2013	JAN 2014	Approval Requested		240					240
94461 - PMY MAINT HEATING -STRADBROKE	JAN 2012	MAR 2014	Approved - Active	951	262		4,369			1,212
Q00060 - Building Maintenance -Primary Prioritisation Pgm	APR 2011	MAR 2016	Approval Requested		-	4,884	2,000			4,369
Q00061 - Basic Need - Popt Growth - Phs 2	APR 2011	MAR 2016	Approval Requested		-					6,884
Total				216,328	38,036	20,799	6,784	154	168	282,269

Programme: **SAFE & SECURE COMMUNITIES**

Values in £000's	Project Start	Project End	Approval Status	Expenditure							Total
				Prior Year Actual	Current Year Outturn	2014-2015	2015-2016	2016-2017	2017-	Total	
90117 - MDC - ALISON CRESCENT	APR 2010	OCT 2013	Approved - Active	967	1,533	196					2,500
97941 - CBT WINCOBANK COMMUNITY BLDG	APR 2012	MAR 2015	Approval Requested	39	42						276
Total				1,005	1,575	196	-	-	-	-	2,776

Programme: TACKLING POVERTY/INCR SOC JUS

Values in £'000s	Project Start	Project End	Approval Status	Expenditure							Total
				Prior Year Actual	Current Year Outturn	2014-2015	2015-2016	2016-2017	2017-	Total	
97961 - DH - METERING (Q00045)	JUN 2011	MAR 2017	Approval Requested	33	261	2,289	2,300	878			5,761
Total				33	261	2,289	2,300	878	-	5,761	

GLOSSARY OF TERMS and ABBREVIATIONS

Term	Name	Description
BBAF	Better Buses Area Fund	A fund to support the development of an improved bus service network
BID	Business Improvement District	A scheme in which Non Domestic ratepayers pay a levy on the rateable values of their properties to fund additional services.
BRT North	Bus Rapid Transit North	A major project to deliver a dedicated road lanes for buses between Sheffield and Rotherham
CIL	Community Infrastructure Levy	A levy on new development. The purpose of the CIL is to contribute to the cost of infrastructure (roads, schools etc) needed to support commercial and residential development.
CPG	Capital Programme Group	The management group within the Council which develops and recommends to Cabinet the Capital Strategy for the Authority
CPO	Compulsory Purchase Order	A statutory power to enable local authorities to purchase land in order to facilitate developments.
DfE	Department for Education	The central government department administering the national education policy
DfT	Department for Transport	The central government department administering the national transport policy
ERDF	European Regional Development Fund	European Community Funds available to finance key projects
HRA	Housing Revenue Account	The specific Council fund where costs and income associated with the provision of council housing are collected. The fund provides a substantial contribution to the refurbishment of council owned properties.

LEP	Local Enterprise Partnership	A body comprising Local Authority and local business representatives which allocate capital funds to major economic and infrastructure projects
LSTF	Local Sustainable Transport Fund	Introduced by Government to promote sustainable transport interventions that support economic growth whilst reducing carbon emissions
LTP	Local Transport Plan	The capital programme to develop and improve transport links across the county. Funded from central government grant.
NDD	New Development District	An area within the city centre which is designated for redevelopment as a replacement for the New Retail Quarter
SCR	Sheffield City Region	A combination of local authorities (Barnsley, Bassetlaw, Bolsover, Chesterfield, Derbyshire Dales, Doncaster, North East Derbyshire, Rotherham and Sheffield) which jointly develop strategic infrastructure projects and economic policy within their combined geographic boundaries.
SYITA	South Yorkshire Integrated Transport Authority	Established in 2009 to take the lead in developing transport policy across the county
SYPTTE	South Yorkshire Passenger Transport Executive	The organisation that takes the lead to develop the region's transport network and operates some transport facilities.
TIF	Tax Increment Financing	A scheme by which local authorities are given powers to borrow money to finance large scale infrastructure projects. The interest charge and borrowed sum are repaid using the additional local taxes created by the increased economic activity.
UTC	University Technical College	Academies for 14 – 19 year olds offering vocational training and education.